

PROFILE:

MO IBRAHIM FOUNDATION
— 2022 IIAG

Burundi

2012-2021
GOVERNANCE RESULTS



[mo.ibrahim.foundation](https://moibrahimfoundation.org)

FB→ /MoIbrahimFoundation

TW→ @Mo_IbrahimFdn #IIAG

IG→ moibrahimfoundation

Table of Contents

2022 IIAG Framework	p.3
Reading the Results	p.6
Overall Governance: Scores, Ranks & Trends	p.7
Category Level: Scores & Trends	p.9
Sub-category Level: Scores & Trends	p.10
Indicator Level: Scores & Trends	p.12
Citizens' Voices: Scores & Trends	p.13
Country Info	p.14
Additional Data	p.15
2022 IIAG Scorecard	p.16
Sources	p.17
Acronyms	p.18

2022 IIAG Framework

Published since 2007, the Ibrahim Index of African Governance (IIAG) assesses governance performance in 54 African countries over the latest available 10-year period. The Mo Ibrahim Foundation defines governance as the provision of the political, social, economic and environmental public goods that every citizen has the right to expect from their state, and that a state has the responsibility to deliver to its citizens.

The 2022 IIAG covers ten years from 2012 to 2021. The data for the IIAG come from 47 sources, from which 265 variables, clustered into 81 indicators, are collected. All but four IIAG indicators are formed of more than one variable to provide a governance assessment supported by multiple proxy measurements.

The IIAG indicators are organised under 16 sub-categories and four categories - *Security & Rule of Law; Participation, Rights & Inclusion; Foundations for Economic Opportunity; Human Development* - that make up the *Overall Governance* score.

Including all the data from source as well as the composite scores calculated expressly for the IIAG, there are a total of 413 different measures of governance for any given country or group in any given data year across the ten years covered. These are made up of indicators that measure specific issues, such as *Executive Compliance with the Rule of Law*, which sits within the broader sub-category measure *Rule of Law & Justice*, which in turn is one part of the overarching category *Security & Rule of Law*. In total there are more than 220,000 data points in the 2022 IIAG dataset.

As citizens are the end recipients of public leadership and governance, measuring governance performance cannot rely on official and expert assessment data alone. For this reason, the IIAG is accompanied by a complementary dataset focused on Citizens' Voices to provide an assessment of Africa's citizens' perceptions of governance performance, composed of 36 public perception variables sourced from Afrobarometer.

2022 Ibrahim Index of African Governance (IIAG)



OVERALL GOVERNANCE



SECURITY & RULE OF LAW

Security & Safety

- Absence of Armed Conflict
- Absence of Violence against Civilians
- Absence of Forced Migration
- Absence of Human Trafficking & Forced Labour
- Absence of Crime

Rule of Law & Justice

- Executive Compliance with the Rule of Law
- Impartiality of the Judicial System
- Judicial Processes
- Equality before the Law
- Law Enforcement
- Property Rights

Accountability & Transparency

- Institutional Checks & Balances
- Absence of Undue Influence on Government
- Civic Checks & Balances
- Disclosure of Public Records
- Accessibility of Public Records

Anti-Corruption

- Anti-Corruption Mechanisms
- Absence of Corruption in State Institutions
- Absence of Corruption in the Public Sector
- Public Procurement Procedures
- Absence of Corruption in the Private Sector



PARTICIPATION, RIGHTS & INCLUSION

Participation

- Freedom of Association & Assembly
- Political Pluralism
- Civil Society Space
- Democratic Elections

Rights

- Personal Liberties
- Freedom of Expression & Belief
- Media Freedom
- Digital Rights
- Protection against Discrimination

Inclusion & Equality

- Equal Political Power
- Equal Political Representation
- Equal Civil Liberties
- Equal Socioeconomic Opportunity
- Equal Access to Public Services

Women's Equality

- Political Power & Representation of Women
- Equal Rights & Civil Liberties for Women
- Socioeconomic Opportunity for Women
- Equal Access to Public Services for Women
- Laws on Violence against Women

Citizens' Voices (CV)



PUBLIC PERCEPTION OF OVERALL GOVERNANCE

Public Perception of Security & Rule of Law

- Public Perception of Security & Safety
- Public Perception of the Rule of Law
- Public Perception of Accountability
- Public Perception of Anti-Corruption

Public Perception of Participation, Rights & Inclusion

- Public Perception of Elections & Freedom
- Public Perception of Inclusion & Equality
- Public Perception of Female Leadership



FOUNDATIONS FOR ECONOMIC OPPORTUNITY

Public Administration

- Civil Registration
- Capacity of the Statistical System
- Tax & Revenue Mobilisation
- Budgetary & Financial Management
- Effective Administration

Business & Labour Environment

- Regional Integration
- Economic Diversification
- Business & Competition Regulations
- Access to Banking Services
- Labour Relations
- Secure Employment Opportunities

Infrastructure

- Transport Network
- Access to Energy
- Mobile Communications
- Internet & Computers
- Shipping & Postal Network

Rural Economy

- Rural Land & Water Access
- Rural Market Access
- Rural Economy Support
- Rural Representation & Participation



HUMAN DEVELOPMENT

Health

- Access to Healthcare
- Access to Water & Sanitation
- Control of Communicable Diseases
- Control of Non-Communicable Diseases
- Child & Maternal Health
- Compliance with International Health Regulations

Education

- Equality in Education
- Education Enrolment
- Education Completion
- Human Resources in Education
- Education Quality

Social Protection & Welfare

- Social Safety Nets
- Poverty Reduction Policies
- Socioeconomic Inequality Mitigation
- Decent Housing
- Food Security

Sustainable Environment

- Promotion of Environmental Sustainability
- Enforcement of Environmental Policies
- Air Quality
- Sustainable Use of Land & Forests
- Land & Water Biodiversity Protection

Public Perception of Economic Opportunity Foundations

- Public Perception of Public Administration
- Satisfaction with Economic Opportunities
- Satisfaction with Infrastructure

Public Perception of Human Development

- Satisfaction with Health Provision
- Satisfaction with Education Provision
- Lived Poverty & Public Perception of Social Protection

Reading the Results

Scores and ranks

The IIAG scores quantify a country's performance for each governance measure each data year, expressed out of 100.0 (with 100.0 being always the best score). Rounded to one decimal point, scores are relative to each country's performance in relation to the other 54 African countries.

Ranks are calculated based on the respective scores and are expressed out of 54. When two or more countries have the same score, they share the same place in the ranking table (tied ranks).

10-year trends

The IIAG 10-year trends offer an additional layer of analysis to scores and ranks, as they quantify change in absolute score between the last and the first data years of the time series. The 2022 IIAG 10-year trends compare a country's performance for each governance measure in 2021 compared to 2012, offering an assessment of the change.

Trend classifications

Trend classifications are a third layer of analysis, complementing scores, ranks and 10-year trends. The IIAG trend classifications serve to assess the mid-period trend (2017-2021 in the 2022 IIAG) in relation to the 10-year trend (2012-2021). The comparison of mid-period and full period trends help identify early signs of the direction and pace of country trajectories - 'trends within trends'.

Trend Classification	Characteristic
Increasing Improvement	Score is better in 2021 compared to 2012, with the rate of improvement increasing since 2017
Slowing Improvement	Score is better in 2021 compared to 2012, but the rate of improvement is slowing since 2017
Warning Signs	Score is better/no change in 2021 compared to 2012, but showing decline since 2017
Bouncing Back	Score is worse/no change in 2021 compared to 2012, but showing progress since 2017
Slowing Deterioration	Score is worse in 2021 compared to 2012, but the rate of deterioration is slowing since 2017
Increasing Deterioration	Score is worse in 2021 compared to 2012, with the rate of deterioration increasing since 2017

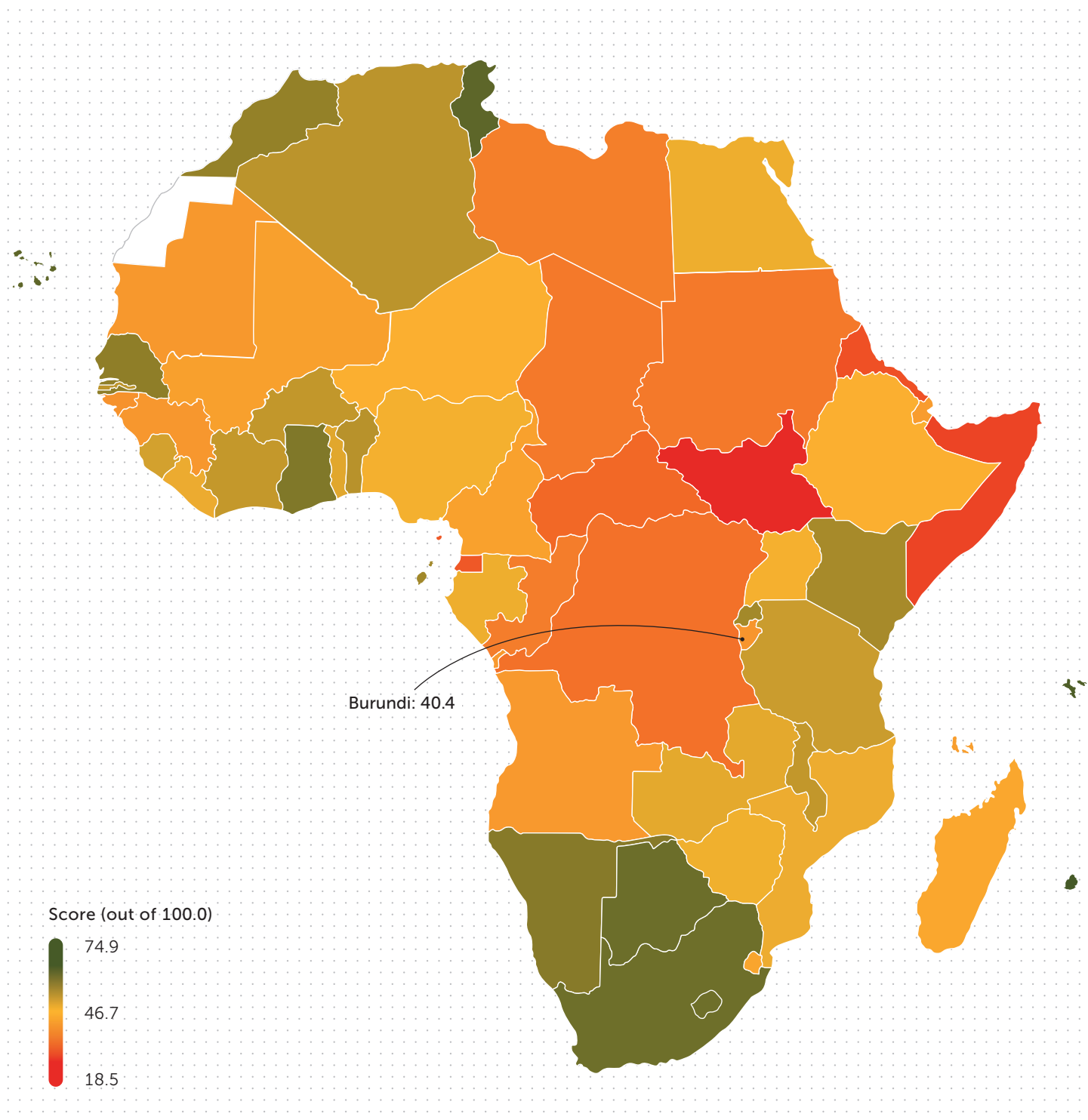
Overall Governance: Scores, Ranks & Trends

With a score of 40.4 (out of 100.0), Burundi ranks 43rd (out of 54) in *Overall Governance* in 2021.

Score (2021) 40.4

Rank (2021) 43rd

African countries: *Overall Governance* scores (2021)



Overall Governance: Scores, Ranks & Trends

While Burundi's *Overall Governance* score has deteriorated over the last decade (2012-2021), improvements over the most recent five years (2017-2021) are encouraging.

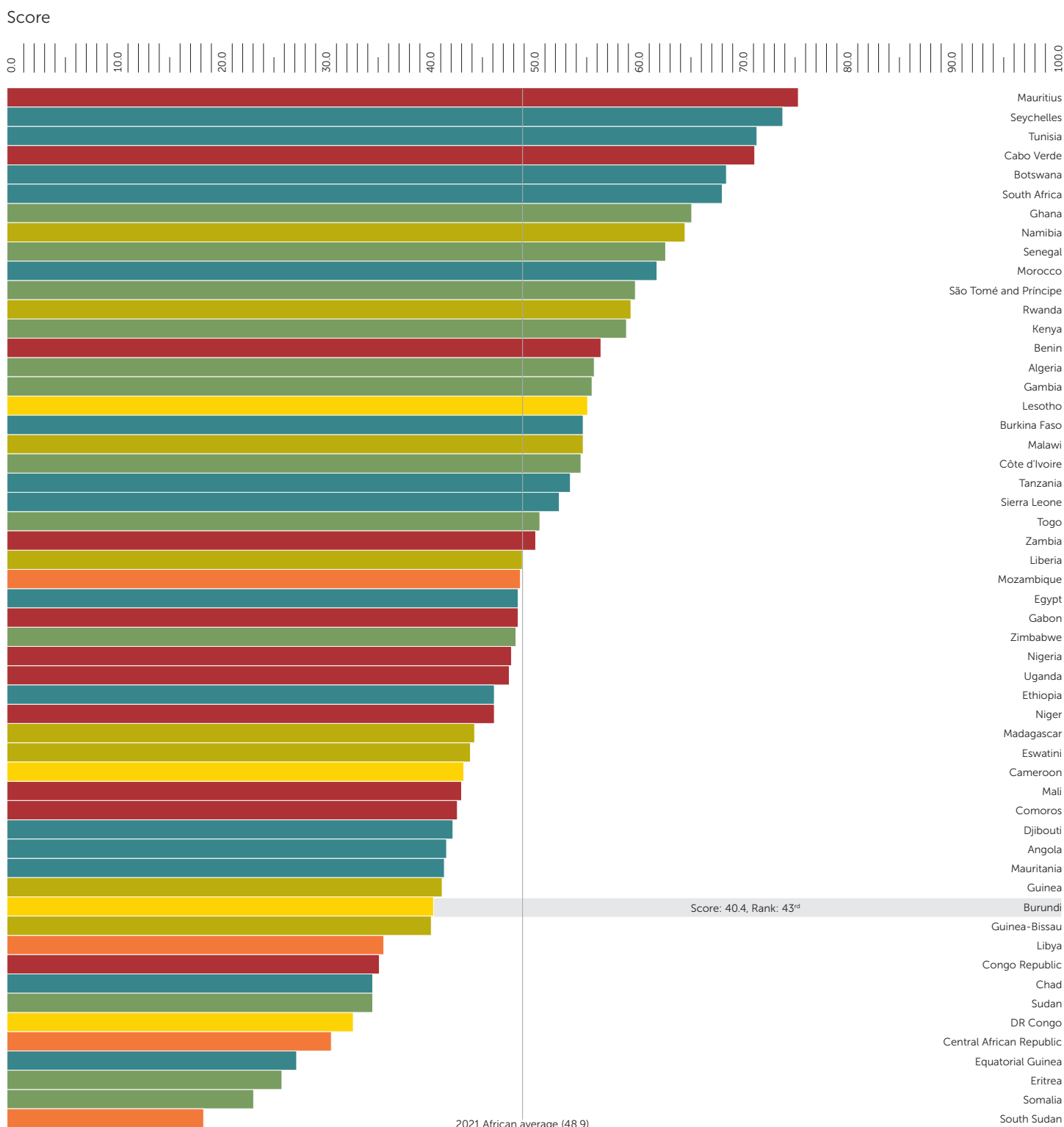
Trends	10-year trend (2012-2021)	5-year trend (2017-2021)
Score Change	-1.3	+1.9
Rank Change	-5	No Change

Trend Classification: Bouncing Back █

Trend classifications

- █ Increasing Improvement
- █ Slowing Improvement
- █ Warning Signs
- █ Bouncing Back
- █ Slowing Deterioration
- █ Increasing Deterioration

African countries: *Overall Governance* scores (2021) & trend classification (2012-2021)



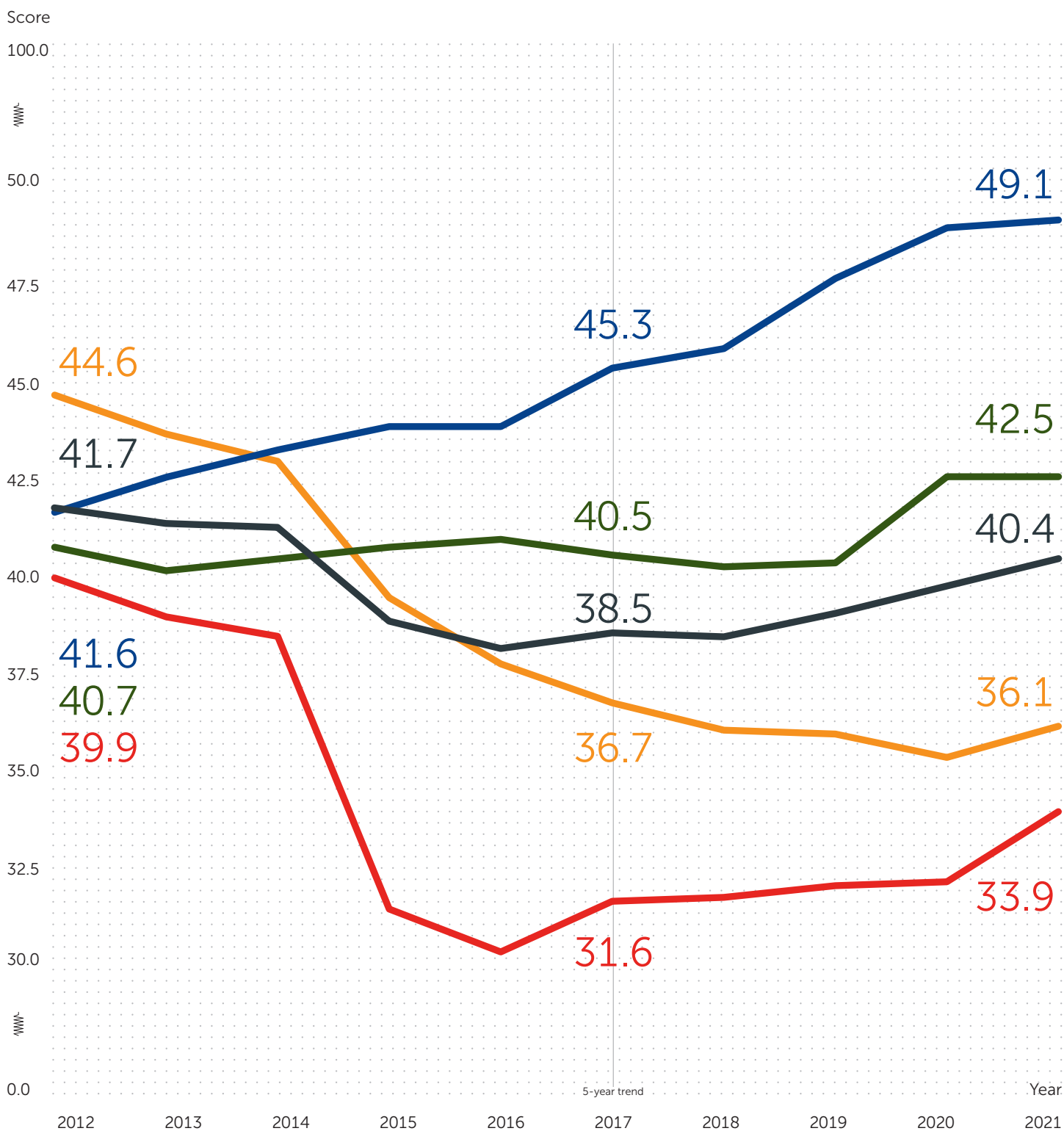
Category Level: Scores & Trends

Burundi has deteriorated in two out of four categories since 2012, namely *Security & Rule of Law* and *Participation, Rights & Inclusion*. However, Burundi has improved the most in *Human Development*, driven by progress in all sub-categories.

IIAG categories

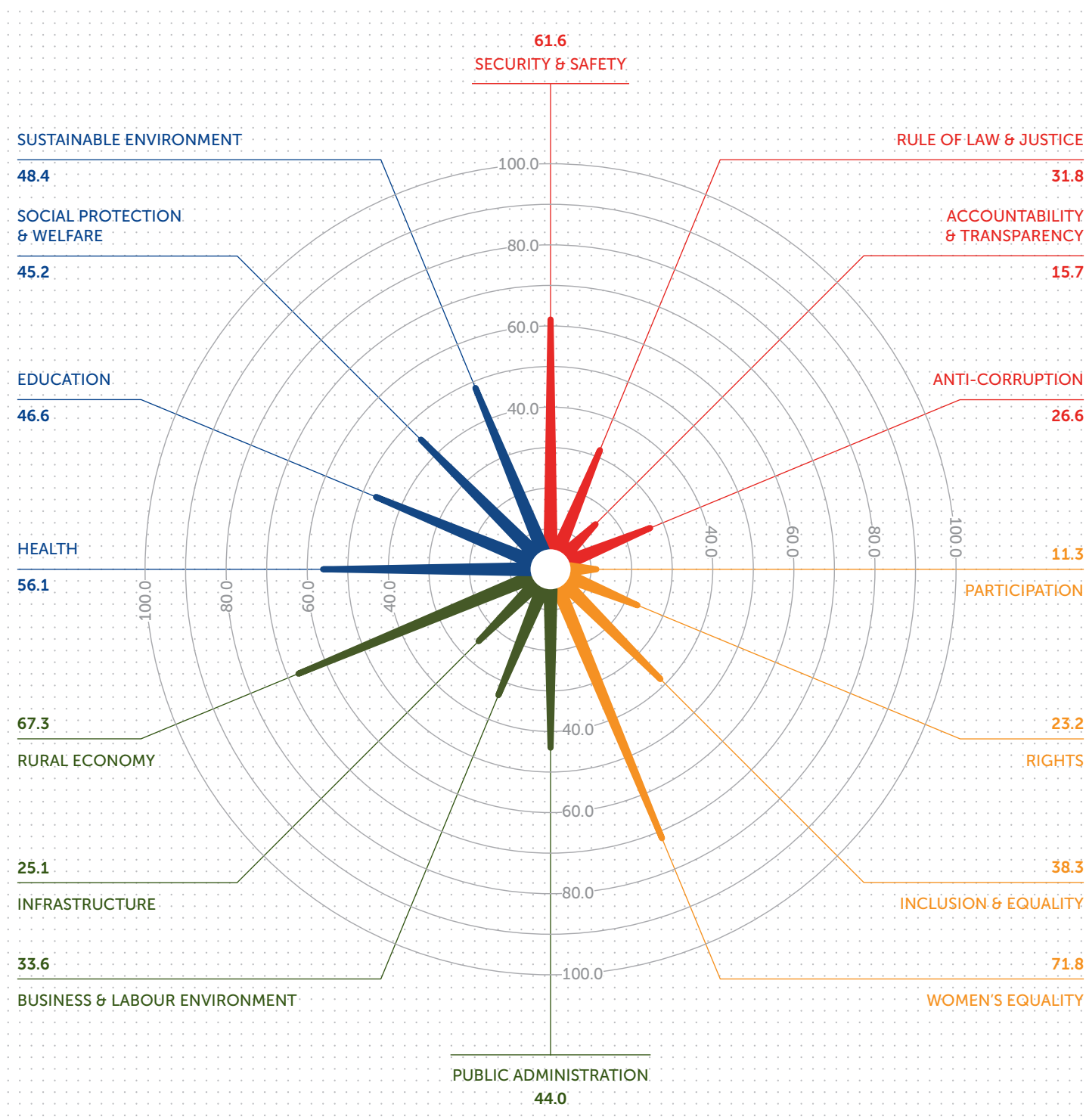
- Overall Governance
- Security & Rule of Law
- Participation, Rights & Inclusion
- Foundations for Economic Opportunity
- Human Development

Burundi: Overall Governance and category scores (2012-2021)



Sub-category Level: Scores & Trends




Burundi: sub-category scores (2021)



Sub-category Level: Scores & Trends

Burundi has improved in nine out of the 16 sub-categories since 2012. It has improved in all sub-categories of the *Human Development* category. The category to have seen the most sub-categories deteriorate is *Participation, Rights & Inclusion*. Burundi scores above the continental average for three sub-categories and is among the bottom ten for four of the 16 sub-categories in 2021. It is also among the top ten for one sub-category in 2021.

Best scoring	Score (2021)	
Women's Equality	71.8	
Rural Economy	67.3	
Security & Safety	61.6	

Worst scoring	Score (2021)	
Participation	11.3	
Accountability & Transparency	15.7	
Rights	23.2	

Overall Governance drivers of change: sub-category trends (2012-2021)

Change driven by (2012-2021)

Sub-category	Trend	Score	
Security & Safety	-19.6	61.6	
Participation	-16.0	11.3	
Accountability & Transparency	-15.6	15.7	
Rights	-11.6	23.2	
Inclusion & Equality	-9.5	38.3	
Public Administration	-4.5	44.0	
Business & Labour Environment	-3.8	33.6	

Change opposed by (2012-2021)

Sub-category	Trend	Score	
Health	+8.5	56.1	
Infrastructure	+8.5	25.1	
Rule of Law & Justice	+8.1	31.8	
Social Protection & Welfare	+7.5	45.2	
Sustainable Environment	+7.4	48.4	
Rural Economy	+6.9	67.3	
Education	+6.6	46.6	
Anti-Corruption	+3.4	26.6	
Women's Equality	+3.4	71.8	

IIAG categories

-  Security & Rule of Law
-  Participation, Rights & Inclusion
-  Foundations for Economic Opportunity
-  Human Development

Indicator Level: Scores & Trends

Burundi scores below the continental average for 59 of the 81 indicators. Burundi received the lowest possible score of 0.0 for two indicators. Burundi improved in 36 out of the 81 indicators across the IAG since 2012 and declined in 39. No change was registered in six indicators.

IAG categories

- Security & Rule of Law
- Participation, Rights & Inclusion
- Foundations for Economic Opportunity
- Human Development

Best scoring & worst scoring indicators (2021)

Best scoring indicators (2021)

	Score (2021)	Rank (2021)	Sub-category
Absence of Armed Conflict	93.3	36	Security & Safety
Equal Access to Public Services for Women	92.9	3	Women's Equality
Food Security	84.4	8	Social Protection & Welfare
Human Resources in Education	82.0	20	Education
Laws on Violence against Women	80.0	17	Women's Equality
Control of Communicable Diseases	79.7	25	Health
Absence of Forced Migration	79.0	47	Security & Safety
Control of Non-Communicable Diseases	76.1	21	Health
Civil Registration	75.0	7	Public Administration
Absence of Crime	73.9	11	Security & Safety

Worst scoring indicators (2021)

	Score (2021)	Rank (2021)	Sub-category
Anti-Corruption Mechanisms	0.0	50	Anti-Corruption
Freedom of Association & Assembly	0.0	46	Participation
Internet & Computers	2.1	53	Infrastructure
Access to Energy	4.5	53	Infrastructure
Secure Employment Opportunities	5.7	51	Business & Labour Environment
Accessibility of Public Records	8.3	40	Accountability & Transparency
Protection against Discrimination	8.3	28	Rights
Civil Society Space	8.9	52	Participation
Disclosure of Public Records	11.7	49	Accountability & Transparency
Absence of Undue Influence on Government	12.7	46	Accountability & Transparency

Most improved & most deteriorated indicators (2012-2021)

Most improved indicators (2012-2021)

	10-year trend	Score (2021)	Rank (2021)	Sub-category
Food Security	+45.5	84.4	8	Social Protection & Welfare
Compliance with International Health Regulations (IHR)	+39.5	56.6	20	Health
Rural Representation & Participation	+33.3	73.1	19	Rural Economy
Mobile Communications	+28.5	55.9	38	Infrastructure
Enforcement of Environmental Policies	+21.9	38.4	34	Sustainable Environment
Absence of Corruption in the Public Sector	+21.1	38.1	28	Anti-Corruption
Political Power & Representation of Women	+20.6	60.3	12	Women's Equality
Impartiality of the Judicial System	+17.1	27.4	44	Rule of Law & Justice
Absence of Corruption in the Private Sector	+16.2	32.0	37	Anti-Corruption
Law Enforcement	+14.7	27.2	40	Rule of Law & Justice

Most deteriorated indicators (2012-2021)

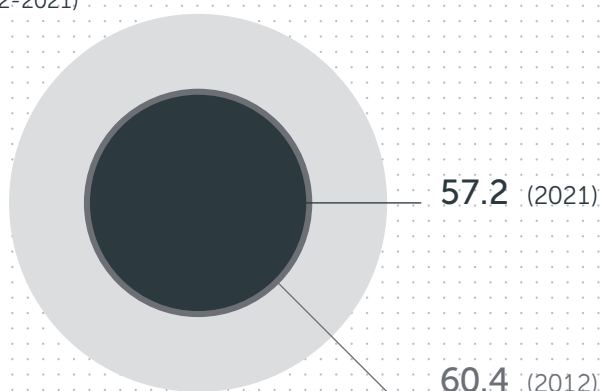
	10-year trend	Score (2021)	Rank (2021)	Sub-category
Absence of Violence against Civilians	-64.5	19.1	49	Security & Safety
Freedom of Association & Assembly	-37.5	0.0	46	Participation
Institutional Checks & Balances	-26.6	19.0	49	Accountability & Transparency
Regional Integration	-24.3	36.4	32	Business & Labour Environment
Media Freedom	-23.6	25.3	49	Rights
Equal Socioeconomic Opportunity	-23.4	13.7	52	Inclusion & Equality
Anti-Corruption Mechanisms	-21.4	0.0	50	Anti-Corruption
Civic Checks & Balances	-21.3	26.8	49	Accountability & Transparency
Budgetary & Financial Management	-20.4	42.0	33	Public Administration
Civil Society Space	-19.8	8.9	52	Participation

Citizens' Voices: Scores & Trends

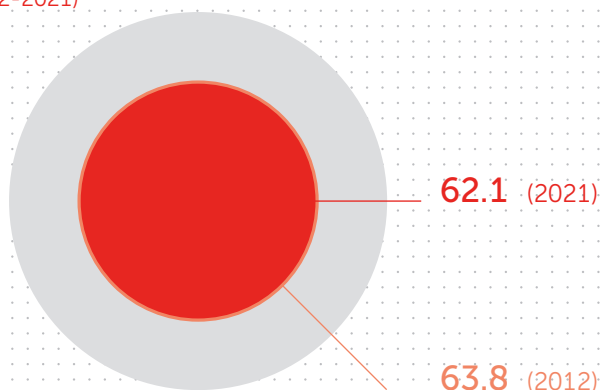
Citizens' Voices (CV) acts as a parallel index that complements the IAG results with citizens' perceptions and satisfaction with public services. CV mirrors the IAG categories and provides public perception data on the closest proxies to the IAG measures.

In Burundi, citizens' satisfaction with governance has deteriorated since 2012, with declines registered in two sub-sections. The biggest decline was registered in the *Public Perception of Human Development* sub-section, with dissatisfaction growing in *Satisfaction with Health Provision* and *Satisfaction with Education Provision*.

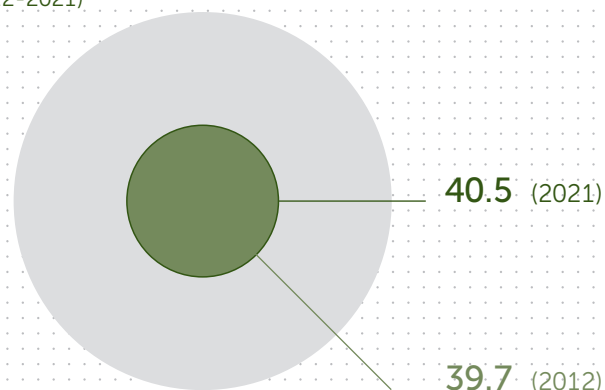
Public Perception of Overall Governance
(2012-2021)



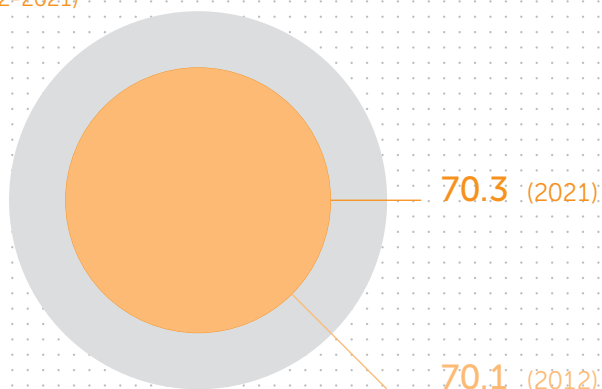
Public Perception of Security & Rule of Law
(2012-2021)



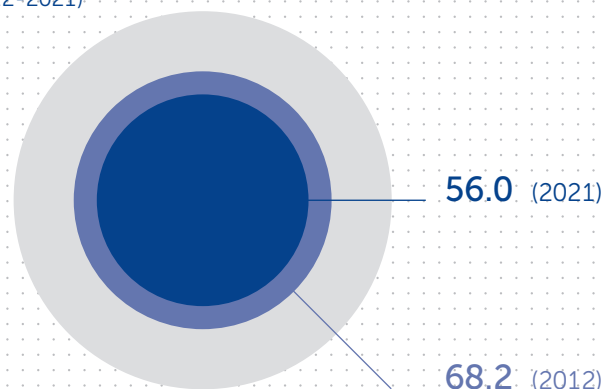
Public Perception of Economic Opportunity Foundations
(2012-2021)



Public Perception of Participation, Rights & Inclusion
(2012-2021)



Public Perception of Human Development
(2012-2021)



Country Info

Region

Central Africa

Geography

Landlocked

REC Membership(s)

**Common Market for Eastern
and Southern Africa (COMESA)**

East African Community (EAC)

**Economic Community of
Central African States (ECCAS)**

Leadership (2012-2021)

**President Pierre Nkurunziza
(2005-2020)**

**President Évariste Ndayishimiye
(2020-)**

Additional Data

Measure	Value	Unit
Demographic data		
Population	12.6	millions
Urban population	14.1	% of total population
Economic data		
GDP	2.9	current USD (billions)
GDP growth	+1.8	annual %
GDP per capita	236.8	current USD
GDP per capita, PPP	793.2	current international \$
GNI	2.9	current USD (billions)
GNI growth	+1.5	annual %
GNI per capita, PPP	800.0	current international \$
Total Trade	28.8	% of GDP
Unemployment rate (15+)	1.8	% of working-age population
Youth Unemployment Rate (15-24)	3.4	% of working age population
Financial data		
Central Government Debt	67.0*	% of GDP
ODA	478.9*	current USD (millions)
ODA	17.1*	% of GNI
FDI	0.2*	% of GDP

* If 2021 data unavailable, latest available data is displayed.

2022 IIAG Scorecard

OVERALL GOVERNANCE

2021 SCORE/100	2021 RANK/54	TREND 2012-2021
40.4	43 rd	-1.3

TREND CLASSIFICATION KEY

■ Increasing Improvement	■ Bouncing Back	■ No Change
■ Slowing Improvement	■ Slowing Deterioration	■ Not Classified
■ Warning Signs	■ Increasing Deterioration	

SECURITY & RULE OF LAW

	SCORE/100 2021	RANK/54 2021	TREND 2012-2021
SECURITY & RULE OF LAW	33.9	46	-6.0
SECURITY & SAFETY	61.6	43	-19.6
Absence of Armed Conflict	93.3	36	-6.1
Absence of Violence against Civilians	19.1	49	-64.5
Absence of Forced Migration	79.0	47	-13.0
Absence of Human Trafficking & Forced Labour	42.8	43	-14.1
Absence of Crime	73.9	11	-0.4
RULE OF LAW & JUSTICE	31.8	42	+8.1
Executive Compliance with the Rule of Law	35.4	40	+0.2
Impartiality of the Judicial System	27.4	44	+17.1
Judicial Processes	24.3	50	+3.8
Equality before the Law	33.3	33	+0.0
Law Enforcement	27.2	40	+14.7
Property Rights	43.3	40	+12.7
ACCOUNTABILITY & TRANSPARENCY	15.7	49	-15.6
Institutional Checks & Balances	19.0	49	-26.6
Absence of Undue Influence on Government	12.7	46	-17.2
Civic Checks & Balances	26.8	49	-21.3
Disclosure of Public Records	11.7	49	+0.8
Accessibility of Public Records	8.3	40	-13.9
ANTI-CORRUPTION	26.6	41	+3.4
Anti-Corruption Mechanisms	0.0	50	-21.4
Absence of Corruption in State Institutions	38.1	32	+13.9
Absence of Corruption in the Public Sector	38.1	28	+21.1
Public Procurement Procedures	25.0	27	-12.5
Absence of Corruption in the Private Sector	32.0	37	+16.2

FOUNDATIONS FOR ECONOMIC OPPORTUNITY

	SCORE/100 2021	RANK/54 2021	TREND 2012-2021
FOUNDATIONS FOR ECONOMIC OPPORTUNITY	42.5	39	+1.8
PUBLIC ADMINISTRATION	44.0	38	-4.5
Civil Registration	75.0	7	+12.5
Capacity of the Statistical System	35.8	40	-1.7
Tax & Revenue Mobilisation	38.9	36	-8.6
Budgetary & Financial Management	42.0	33	-20.4
Effective Administration	28.2	45	-4.3
BUSINESS & LABOUR ENVIRONMENT	33.6	45	-3.8
Regional Integration	36.4	32	-24.3
Economic Diversification	54.0	37	-0.5
Business & Competition Regulations	48.2	32	+0.0
Access to Banking Services	19.0	35	+0.0
Labour Relations	38.1	37	+7.1
Secure Employment Opportunities	5.7	51	-5.0
INFRASTRUCTURE	25.1	42	+8.5
Transport Network	39.3	20	+13.8
Access to Energy	4.5	53	+2.7
Mobile Communications	55.9	38	+28.5
Internet & Computers	2.1	53	+2.1
Shipping & Postal Network	23.9	24	-4.3
RURAL ECONOMY	67.3	19	+6.9
Rural Land & Water Access	52.5	27	+0.5
Rural Market Access	72.4	12	-15.8
Rural Economy Support	71.1	17	+9.5
Rural Representation & Participation	73.1	19	+33.3

PARTICIPATION, RIGHTS & INCLUSION

	SCORE/100 2021	RANK/54 2021	TREND 2012-2021
PARTICIPATION, RIGHTS & INCLUSION	36.1	39	-8.5
PARTICIPATION	11.3	51	-16.0
Freedom of Association & Assembly	0.0	46	-37.5
Political Pluralism	14.0	50	-5.4
Civil Society Space	8.9	52	-19.8
Democratic Elections	22.2	38	-1.5
RIGHTS	23.2	49	-11.6
Personal Liberties	18.4	47	-8.4
Freedom of Expression & Belief	42.7	39	-13.0
Media Freedom	25.3	49	-23.6
Digital Rights	21.0	50	-13.4
Protection against Discrimination	8.3	28	+0.0
INCLUSION & EQUALITY	38.3	36	-9.5
Equal Political Power	29.5	42	-17.1
Equal Political Representation	51.7	15	-11.5
Equal Civil Liberties	50.1	38	+5.1
Equal Socioeconomic Opportunity	13.7	52	-23.4
Equal Access to Public Services	46.6	14	-0.4
WOMEN'S EQUALITY	71.8	8	+3.4
Political Power & Representation of Women	60.3	12	+20.6
Equal Rights & Civil Liberties for Women	68.1	34	-7.0
Socioeconomic Opportunity for Women	57.8	17	+3.4
Equal Access to Public Services for Women	92.9	3	+0.0
Laws on Violence against Women	80.0	17	+0.0

HUMAN DEVELOPMENT

	SCORE/100 2021	RANK/54 2021	TREND 2012-2021
HUMAN DEVELOPMENT	49.1	33	+7.5
HEALTH	56.1	30	+8.5
Access to Healthcare	47.6	24	-5.1
Access to Water & Sanitation	38.3	36	+2.4
Control of Communicable Diseases	79.7	25	+7.1
Control of Non-Communicable Diseases	76.1	21	+0.2
Child & Maternal Health	38.3	48	+6.9
Compliance with International Health Regulations (IHR)	56.6	20	+39.5
EDUCATION	46.6	31	+6.6
Equality in Education	41.0	31	+4.7
Education Enrolment	28.7	30	+0.1
Education Completion	33.8	38	+13.9
Human Resources in Education	82.0	20	-0.2
Education Quality	47.4	24	+14.5
SOCIAL PROTECTION & WELFARE	45.2	26	+7.5
Social Safety Nets	18.5	43	-8.3
Poverty Reduction Policies	42.0	31	-7.7
Socioeconomic Inequality Mitigation	49.2	24	-3.1
Decent Housing	32.0	29	+11.1
Food Security	84.4	8	+45.5
SUSTAINABLE ENVIRONMENT	48.4	40	+7.4
Promotion of Environmental Sustainability	46.0	33	-3.6
Enforcement of Environmental Policies	38.4	34	+21.9
Air Quality	47.6	43	+9.5
Sustainable Use of Land & Forests	50.3	41	+7.8
Land & Water Biodiversity Protection	59.8	14	+1.7

Sources

SECURITY & RULE OF LAW

SECURITY & RULE OF LAW

SECURITY & SAFETY

Absence of Armed Conflict (ACLED/UCDP)
Absence of Violence against Civilians (ACLED/PTS)
Absence of Forced Migration (IDMC/UNHCR)
Absence of Human Trafficking & Forced Labour (ENACT/V-DEM)
Absence of Crime (ENACT/WHO)

RULE OF LAW & JUSTICE

Executive Compliance with the Rule of Law (V-DEM/WJP)
Impartiality of the Judicial System (AFIDEP&GI/V-DEM)
Judicial Processes (V-DEM/WJP)
Equality before the Law (FH/WJP)
Law Enforcement (AFIDEP&GI/WEF/WJP)
Property Rights (BS/V-DEM/WJP)

ACCOUNTABILITY & TRANSPARENCY

Institutional Checks & Balances (BS/V-DEM/WJP)
Absence of Undue Influence on Government (BS/FH/V-DEM)
Civic Checks & Balances (BS/V-DEM/WJP)
Disclosure of Public Records (AFIDEP&GI/IBP/WJP)
Accessibility of Public Records (AFIDEP&GI/WJP)

ANTI-CORRUPTION

Anti-Corruption Mechanisms (AFIDEP&GI/BS)
Absence of Corruption in State Institutions (V-DEM/WJP)
Absence of Corruption in the Public Sector (V-DEM/WEF/WJP)
Public Procurement Procedures (AFIDEP&GI/WJP)
Absence of Corruption in the Private Sector (WB/WEF)

PARTICIPATION, RIGHTS & INCLUSION

PARTICIPATION, RIGHTS & INCLUSION

PARTICIPATION

Freedom of Association & Assembly (AFIDEP&GI/FH)
Political Pluralism (AFIDEP&GI/V-DEM)
Civil Society Space (AFIDEP&GI/V-DEM)
Democratic Elections (AFIDEP&GI/CDD-Ghana/V-DEM)

RIGHTS

Personal Liberties (FH/V-DEM/WJP)
Freedom of Expression & Belief (FH/V-DEM/WJP)
Media Freedom (AFIDEP&GI/V-DEM/RSF)
Digital Rights (AFIDEP&GI/DSP&V-DEM/V-DEM)
Protection against Discrimination (AFIDEP&GI)

INCLUSION & EQUALITY

Equal Political Power (V-DEM)
Equal Political Representation (FH/IPU/V-DEM)
Equal Civil Liberties (V-DEM)
Equal Socioeconomic Opportunity (AFIDEP&GI/V-DEM)
Equal Access to Public Services (V-DEM)

WOMEN'S EQUALITY

Political Power & Representation of Women (AFIDEP&GI/IPU/V-DEM)
Equal Rights & Civil Liberties for Women (V-DEM/WB)
Socioeconomic Opportunity for Women (AFIDEP&GI/V-DEM)
Equal Access to Public Services for Women (V-DEM)
Laws on Violence against Women (WB)

FOUNDATIONS FOR ECONOMIC OPPORTUNITY

FOUNDATIONS FOR ECONOMIC OPPORTUNITY

PUBLIC ADMINISTRATION

Civil Registration (AFIDEP&GI)
Capacity of the Statistical System (AFIDEP&GI/ODW/V-DEM/WB)
Tax & Revenue Mobilisation (AfDB/UNU-WIDER/WB)
Budgetary & Financial Management (AfDB/WB)
Effective Administration (AfDB/AFIDEP&GI/V-DEM/WB)

BUSINESS & LABOUR ENVIRONMENT

Regional Integration (AfDB/AfDB&AUC/UNCTAD)
Economic Diversification (OEC/UNCTAD)
Business & Competition Regulations (AfDB/BS/WB)
Access to Banking Services (GSMA/IMF)
Labour Relations (AFIDEP&GI/WEF)
Secure Employment Opportunities (ILO/WB)

INFRASTRUCTURE

Transport Network (AfDB/WEF)
Access to Energy (WB/WHO)
Mobile Communications (ITU)
Internet & Computers (ITU/WB)
Shipping & Postal Network (UNCTAD/UPU)

RURAL ECONOMY

Rural Land & Water Access (IFAD)
Rural Market Access (IFAD)
Rural Economy Support (IFAD)
Rural Representation & Participation (IFAD)

HUMAN DEVELOPMENT

HUMAN DEVELOPMENT

HEALTH

Access to Healthcare (V-DEM/WHO)
Access to Water & Sanitation (WHO&UNICEF)
Control of Communicable Diseases (UNAIDS/WHO)
Control of Non-Communicable Diseases (IHME)
Child & Maternal Health (IGME/MMEIG/UNDESA/UNICEF&WHO&WB)
Compliance with International Health Regulations (IHR) (WHO)

EDUCATION

Equality in Education (V-DEM/UNESCO)
Education Enrolment (UNESCO)
Education Completion (UNESCO)
Human Resources in Education (UNESCO)
Education Quality (BS/WB/WEF)

SOCIAL PROTECTION & WELFARE

Social Safety Nets (AFIDEP&GI/BS)
Poverty Reduction Policies (AfDB/BS/WB)
Socioeconomic Inequality Mitigation (AfDB/FFP/WB/WID.World)
Decent Housing (CAHF/UN-Habitat&UNDESA)
Food Security (FAO)

SUSTAINABLE ENVIRONMENT

Promotion of Environmental Sustainability (AfDB/BS/WB)
Enforcement of Environmental Policies (WEF/WJP)
Air Quality (HEI&IHME)
Sustainable Use of Land & Forests (FAO/WB/WRI)
Land & Water Biodiversity Protection (ENACT/WB/Yale & Columbia)

Acronyms

ACLED	Armed Conflict Location & Event Data Project	UNAIDS	Joint United Nations Programme on HIV/AIDS
AfDB	African Development Bank	UNCTAD	United Nations Conference on Trade and Development
AFIDEP	African Institute for Development Policy	UNDESA	United Nations Department of Economic and Social Affairs
AUC	African Union Commission	UNESCO	United Nations Educational, Scientific and Cultural Organization
BS	Bertelsmann Stiftung	UN-Habitat	United Nations Human Settlements Programme
CAHF	Centre for Affordable Housing Finance in Africa	UNHCR	United Nations High Commissioner for Refugees
CDD-Ghana	Ghana Center for Democratic Development	UNICEF	United Nations Children's Fund
Columbia	Center for International Earth Science Information Network Earth Institute, Columbia University	UNU-WIDER	United Nations University - World Institute for Development Economics Research
DSP	Digital Society Project	UPU	Universal Postal Union
ENACT	ENACT Africa	V-DEM	Varieties of Democracy Institute
FAO	Food and Agriculture Organization of the United Nations	WB	World Bank
FFP	Fund for Peace	WEF	World Economic Forum
FH	Freedom House	WHO	World Health Organization
GI	Global Integrity	WID.World	World Inequality Database
GSMA	Global System for Mobile Communications	WJP	World Justice Project
HEI	Health Effects Institute	WRI	World Resources Institute
IBP	International Budget Partnership	Yale	Yale Center for Environmental Law & Policy
IDMC	Internal Displacement Monitoring Centre		
IFAD	International Fund for Agricultural Development		
IHME	Institute for Health Metrics and Evaluation		
ILO	International Labour Organization		
IMF	International Monetary Fund		
IPU	Inter-Parliamentary Union		
ITU	International Telecommunication Union		
ODW	Open Data Watch		
OEC	Observatory for Economic Complexity		
PTS	Political Terror Scale		
RSF	Reporters sans frontières (Reporters Without Borders)		
UCDP	Uppsala Conflict Data Program		
UN IGME	United Nations Inter-agency Group for Child Mortality Estimation		
UN MMEIG	United Nations Maternal Mortality Estimation Inter-agency Group		



mo.ibrahim.foundation

FB→ /MolbrahimFoundation

TW→ @Mo_IbrahimFdn #IIAG

IG→ moibrahimfoundation