

# PROFILE:

MO IBRAHIM FOUNDATION  
— 2022 IIAG

## Botswana

2012-2021  
GOVERNANCE RESULTS



[mo.ibrahim.foundation](https://www.moibrahimfoundation.org)

FB→ /MoIbrahimFoundation

TW→ @Mo\_IbrahimFdn #IIAG

IG→ moibrahimfoundation

# Table of Contents

2022 IIAG Framework	p.3
Reading the Results	p.6
Overall Governance: Scores, Ranks & Trends	p.7
Category Level: Scores & Trends	p.9
Sub-category Level: Scores & Trends	p.10
Indicator Level: Scores & Trends	p.12
Citizens' Voices: Scores & Trends	p.13
Country Info	p.14
Additional Data	p.15
2022 IIAG Scorecard	p.16
Sources	p.17
Acronyms	p.18

# 2022 IIAG Framework

Published since 2007, the Ibrahim Index of African Governance (IIAG) assesses governance performance in 54 African countries over the latest available 10-year period. The Mo Ibrahim Foundation defines governance as the provision of the political, social, economic and environmental public goods that every citizen has the right to expect from their state, and that a state has the responsibility to deliver to its citizens.

The 2022 IIAG covers ten years from 2012 to 2021. The data for the IIAG come from 47 sources, from which 265 variables, clustered into 81 indicators, are collected. All but four IIAG indicators are formed of more than one variable to provide a governance assessment supported by multiple proxy measurements.

The IIAG indicators are organised under 16 sub-categories and four categories - *Security & Rule of Law; Participation, Rights & Inclusion; Foundations for Economic Opportunity; Human Development* - that make up the *Overall Governance* score.

Including all the data from source as well as the composite scores calculated expressly for the IIAG, there are a total of 413 different measures of governance for any given country or group in any given data year across the ten years covered. These are made up of indicators that measure specific issues, such as *Executive Compliance with the Rule of Law*, which sits within the broader sub-category measure *Rule of Law & Justice*, which in turn is one part of the overarching category *Security & Rule of Law*. In total there are more than 220,000 data points in the 2022 IIAG dataset.

As citizens are the end recipients of public leadership and governance, measuring governance performance cannot rely on official and expert assessment data alone. For this reason, the IIAG is accompanied by a complementary dataset focused on Citizens' Voices to provide an assessment of Africa's citizens' perceptions of governance performance, composed of 36 public perception variables sourced from Afrobarometer.

## 2022 Ibrahim Index of African Governance (IIAG)



### OVERALL GOVERNANCE



#### SECURITY & RULE OF LAW

##### Security & Safety

- Absence of Armed Conflict
- Absence of Violence against Civilians
- Absence of Forced Migration
- Absence of Human Trafficking & Forced Labour
- Absence of Crime

##### Rule of Law & Justice

- Executive Compliance with the Rule of Law
- Impartiality of the Judicial System
- Judicial Processes
- Equality before the Law
- Law Enforcement
- Property Rights

##### Accountability & Transparency

- Institutional Checks & Balances
- Absence of Undue Influence on Government
- Civic Checks & Balances
- Disclosure of Public Records
- Accessibility of Public Records

##### Anti-Corruption

- Anti-Corruption Mechanisms
- Absence of Corruption in State Institutions
- Absence of Corruption in the Public Sector
- Public Procurement Procedures
- Absence of Corruption in the Private Sector



#### PARTICIPATION, RIGHTS & INCLUSION

##### Participation

- Freedom of Association & Assembly
- Political Pluralism
- Civil Society Space
- Democratic Elections

##### Rights

- Personal Liberties
- Freedom of Expression & Belief
- Media Freedom
- Digital Rights
- Protection against Discrimination

##### Inclusion & Equality

- Equal Political Power
- Equal Political Representation
- Equal Civil Liberties
- Equal Socioeconomic Opportunity
- Equal Access to Public Services

##### Women's Equality

- Political Power & Representation of Women
- Equal Rights & Civil Liberties for Women
- Socioeconomic Opportunity for Women
- Equal Access to Public Services for Women
- Laws on Violence against Women

## Citizens' Voices (CV)



### PUBLIC PERCEPTION OF OVERALL GOVERNANCE

#### Public Perception of Security & Rule of Law

- Public Perception of Security & Safety
- Public Perception of the Rule of Law
- Public Perception of Accountability
- Public Perception of Anti-Corruption

#### Public Perception of Participation, Rights & Inclusion

- Public Perception of Elections & Freedom
- Public Perception of Inclusion & Equality
- Public Perception of Female Leadership



## FOUNDATIONS FOR ECONOMIC OPPORTUNITY

### Public Administration

- Civil Registration
- Capacity of the Statistical System
- Tax & Revenue Mobilisation
- Budgetary & Financial Management
- Effective Administration

### Business & Labour Environment

- Regional Integration
- Economic Diversification
- Business & Competition Regulations
- Access to Banking Services
- Labour Relations
- Secure Employment Opportunities

### Infrastructure

- Transport Network
- Access to Energy
- Mobile Communications
- Internet & Computers
- Shipping & Postal Network

### Rural Economy

- Rural Land & Water Access
- Rural Market Access
- Rural Economy Support
- Rural Representation & Participation



## HUMAN DEVELOPMENT

### Health

- Access to Healthcare
- Access to Water & Sanitation
- Control of Communicable Diseases
- Control of Non-Communicable Diseases
- Child & Maternal Health
- Compliance with International Health Regulations

### Education

- Equality in Education
- Education Enrolment
- Education Completion
- Human Resources in Education
- Education Quality

### Social Protection & Welfare

- Social Safety Nets
- Poverty Reduction Policies
- Socioeconomic Inequality Mitigation
- Decent Housing
- Food Security

### Sustainable Environment

- Promotion of Environmental Sustainability
- Enforcement of Environmental Policies
- Air Quality
- Sustainable Use of Land & Forests
- Land & Water Biodiversity Protection

### Public Perception of Economic Opportunity Foundations

- Public Perception of Public Administration
- Satisfaction with Economic Opportunities
- Satisfaction with Infrastructure

### Public Perception of Human Development

- Satisfaction with Health Provision
- Satisfaction with Education Provision
- Lived Poverty & Public Perception of Social Protection

# Reading the Results

---

## Scores and ranks

The IIAG scores quantify a country's performance for each governance measure each data year, expressed out of 100.0 (with 100.0 being always the best score). Rounded to one decimal point, scores are relative to each country's performance in relation to the other 54 African countries.

Ranks are calculated based on the respective scores and are expressed out of 54. When two or more countries have the same score, they share the same place in the ranking table (tied ranks).

---

## 10-year trends

The IIAG 10-year trends offer an additional layer of analysis to scores and ranks, as they quantify change in absolute score between the last and the first data years of the time series. The 2022 IIAG 10-year trends compare a country's performance for each governance measure in 2021 compared to 2012, offering an assessment of the change.

---

## Trend classifications

Trend classifications are a third layer of analysis, complementing scores, ranks and 10-year trends. The IIAG trend classifications serve to assess the mid-period trend (2017-2021 in the 2022 IIAG) in relation to the 10-year trend (2012-2021). The comparison of mid-period and full period trends help identify early signs of the direction and pace of country trajectories - 'trends within trends'.

---

Trend Classification	Characteristic
Increasing Improvement	Score is better in 2021 compared to 2012, with the rate of improvement increasing since 2017
Slowing Improvement	Score is better in 2021 compared to 2012, but the rate of improvement is slowing since 2017
Warning Signs	Score is better/no change in 2021 compared to 2012, but showing decline since 2017
Bouncing Back	Score is worse/no change in 2021 compared to 2012, but showing progress since 2017
Slowing Deterioration	Score is worse in 2021 compared to 2012, but the rate of deterioration is slowing since 2017
Increasing Deterioration	Score is worse in 2021 compared to 2012, with the rate of deterioration increasing since 2017

---

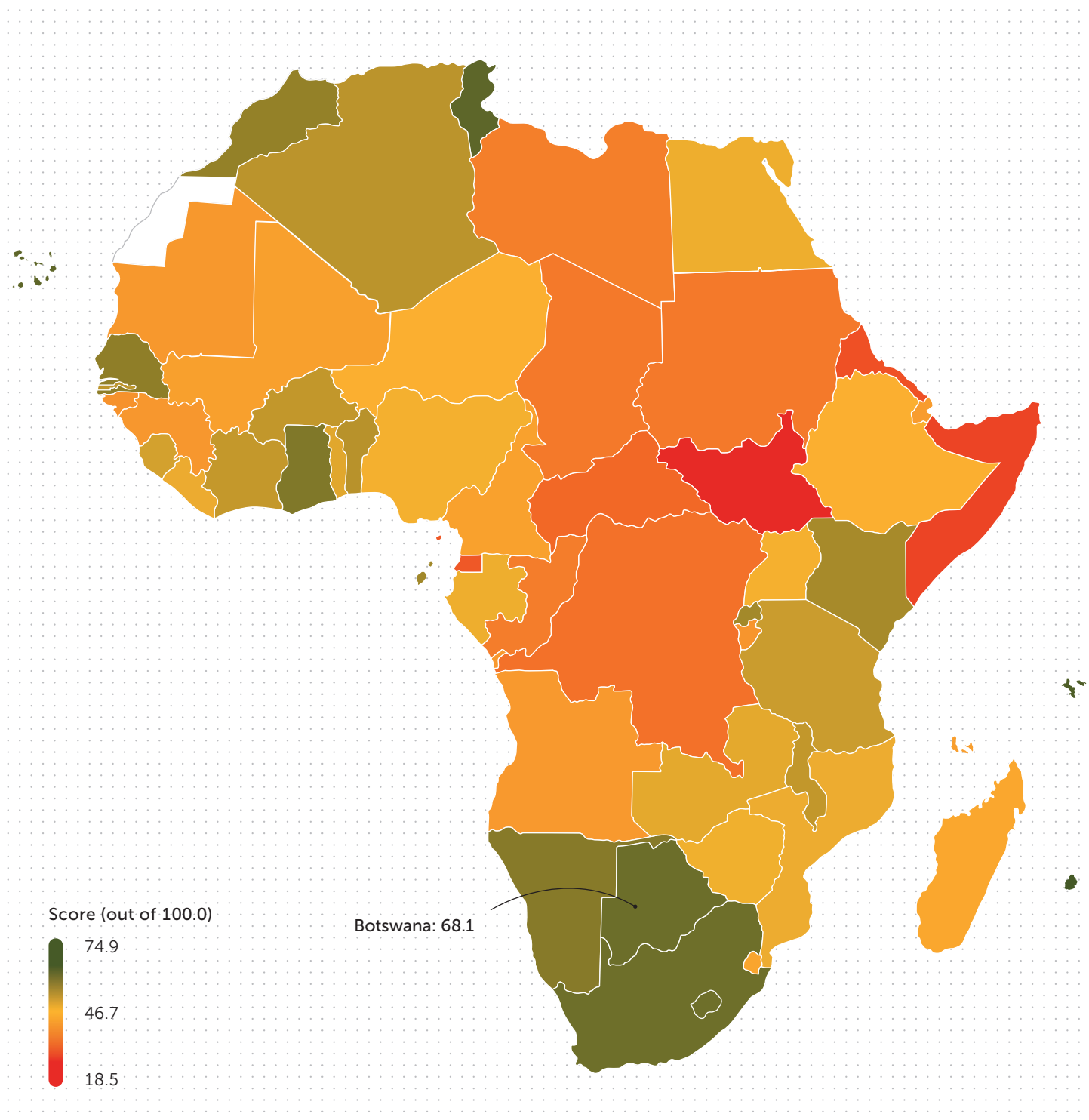
# Overall Governance: Scores, Ranks & Trends

With a score of 68.1 (out of 100.0), Botswana ranks 5<sup>th</sup> (out of 54) in *Overall Governance* in 2021.

Score (2021) 68.1

Rank (2021) 5<sup>th</sup>

## African countries: *Overall Governance* scores (2021)



# Overall Governance: Scores, Ranks & Trends

Botswana's *Overall Governance* score has improved over the last decade (2012-2021) and has done so at an accelerated pace over the most recent five years (2017-2021).

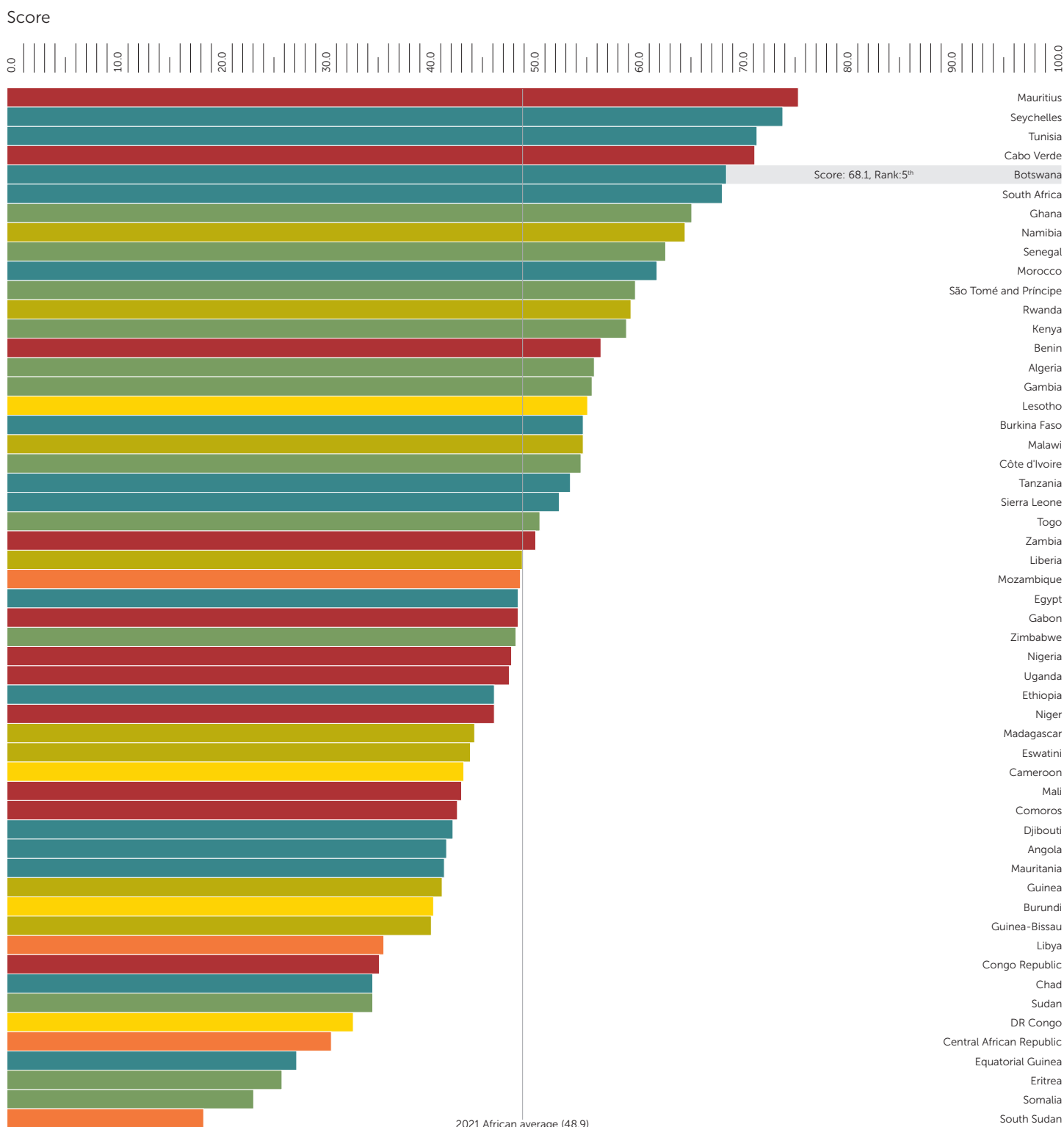
Trends	10-year trend (2012-2021)	5-year trend (2017-2021)
Score Change	+0.8	+2.3
Rank Change	-1	+1

Trend Classification      Increasing Improvement      █

## Trend classifications

- █ Increasing Improvement
- █ Bouncing Back
- █ Slowing Improvement
- █ Slowing Deterioration
- █ Warning Signs
- █ Increasing Deterioration

## African countries: *Overall Governance* scores (2021) & trend classification (2012-2021)





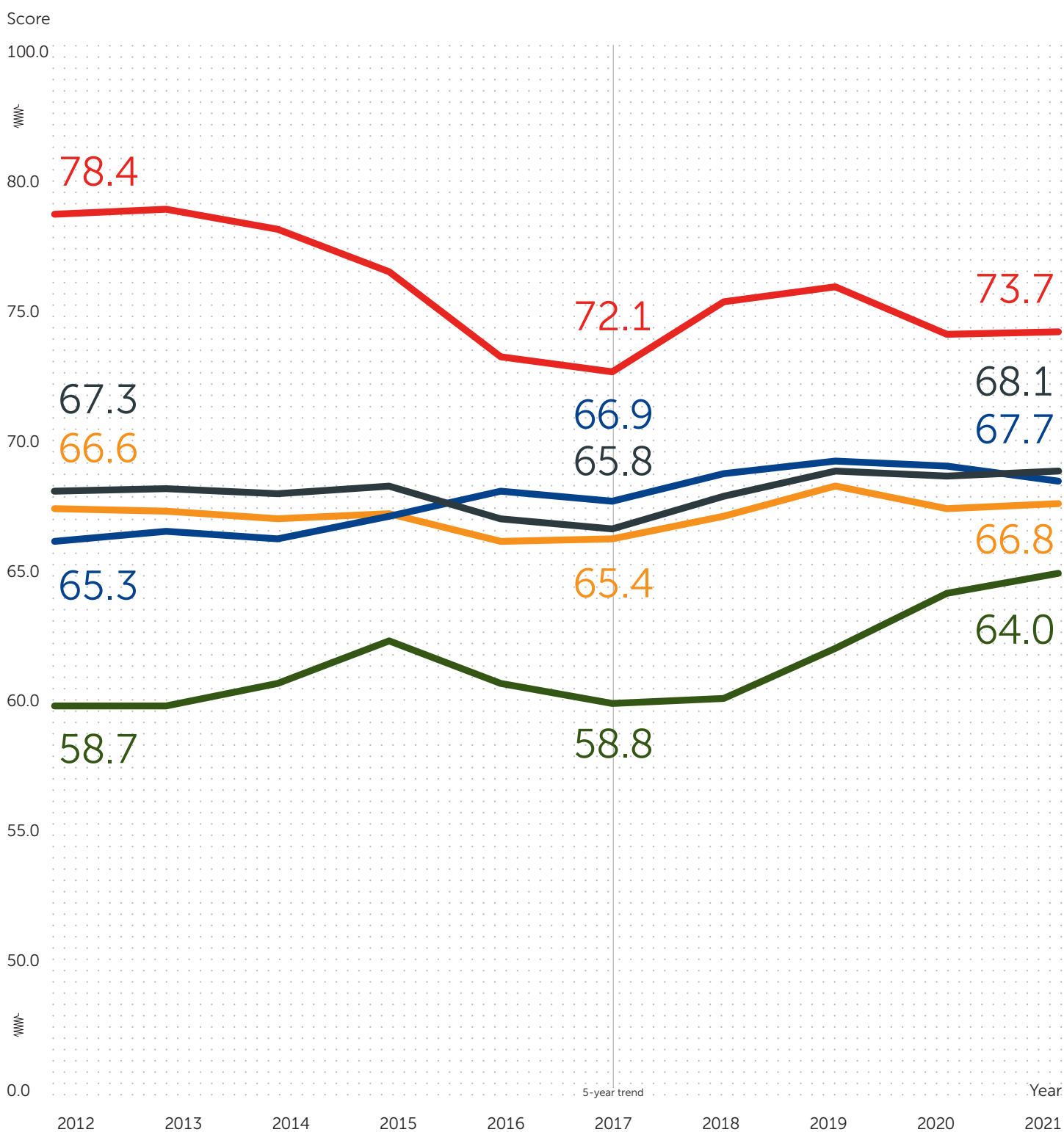
# Category Level: Scores & Trends

Botswana has improved in three out of four categories since 2012, namely *Participation, Rights & Inclusion*, *Foundations for Economic Opportunity* and *Human Development*. However, Botswana has deteriorated in *Security & Rule of Law*, driven by decline in all sub-categories.

## IIAG categories

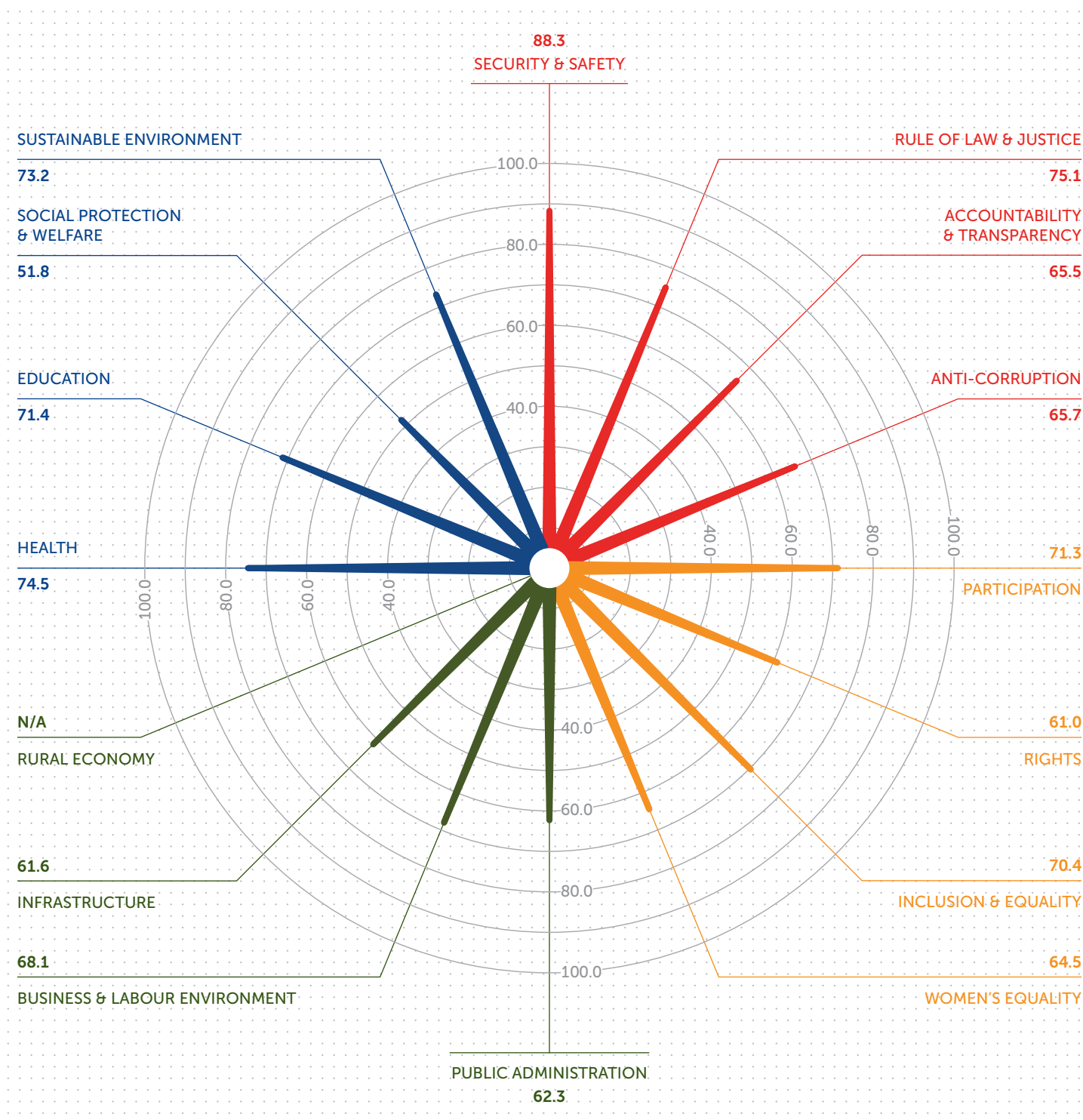
- Overall Governance
- Security & Rule of Law
- Participation, Rights & Inclusion
- Foundations for Economic Opportunity
- Human Development

Botswana: *Overall Governance* and category scores (2012-2021)



# Sub-category Level: Scores & Trends

Botswana: sub-category scores (2021)



# Sub-category Level: Scores & Trends

Botswana has improved in eight out of the 16 sub-categories since 2012. It has improved in all sub-categories of the *Human Development* category. It has deteriorated in all sub-categories of the *Security & Rule of Law* category. Botswana scores above the continental average for 15 sub-categories and is among the top ten for 11 of the 16 sub-categories in 2021.\*

\*Botswana does not have a score for the *Rural Economy* sub-category.

Best scoring	Score (2021)
Security & Safety	88.3
Rule of Law & Justice	75.1
Health	74.5

Worst scoring	Score (2021)
Social Protection & Welfare	51.8
Rights	61.0
Infrastructure	61.6

## Overall Governance drivers of change: sub-category trends (2012-2021)

### Change driven by (2012-2021)

Sub-category	Trend	Score
Infrastructure	+18.7	61.6
Health	+6.9	74.5
Business & Labour Environment	+1.8	68.1
Sustainable Environment	+1.7	73.2
Women's Equality	+1.2	64.5
Participation	+0.8	71.3
Education	+0.7	71.4
Social Protection & Welfare	+0.4	51.8

### Change opposed by (2012-2021)

Sub-category	Trend	Score
Anti-Corruption	-14.5	65.7
Public Administration	-4.6	62.3
Security & Safety	-1.8	88.3
Accountability & Transparency	-1.7	65.5
Rights	-1.1	61.0
Rule of Law & Justice	-1.1	75.1
Inclusion & Equality	-0.1	70.4

### IIAG categories

- Security & Rule of Law
- Participation, Rights & Inclusion
- Foundations for Economic Opportunity
- Human Development

# Indicator Level: Scores & Trends

Botswana scores below the continental average for ten of the 81 indicators. Botswana received the highest possible score of 100.0 for two indicators. It received the lowest score of 0.0 for only one indicator. Botswana improved in 35 out of the 81 indicators across the IIAG since 2012 and declined in 36. No change was registered in five indicators.\*

\*Botswana does not have data for five indicators.

## IIAG categories

- Security & Rule of Law
- Participation, Rights & Inclusion
- Foundations for Economic Opportunity
- Human Development

## Best scoring & worst scoring indicators (2021)

### Best scoring indicators (2021)

	Score (2021)	Rank (2021)	Sub-category
Absence of Armed Conflict	100.0	1	Security & Safety
Freedom of Association & Assembly	100.0	1	Participation
Absence of Forced Migration	99.9	9	Security & Safety
Education Completion	98.8	1	Education
Absence of Violence against Civilians	96.2	5	Security & Safety
Human Resources in Education	95.3	5	Education
Property Rights	93.8	1	Rule of Law & Justice
Equal Access to Public Services for Women	91.4	4	Women's Equality
Access to Healthcare	89.7	1	Health
Civil Society Space	88.9	6	Participation

### Worst scoring indicators (2021)

	Score (2021)	Rank (2021)	Sub-category
Protection against Discrimination	0.0	39	Rights
Shipping & Postal Network	26.0	22	Infrastructure
Socioeconomic Inequality Mitigation	27.8	45	Social Protection & Welfare
Political Power & Representation of Women	29.1	50	Women's Equality
Public Procurement Procedures	32.1	25	Anti-Corruption
Equal Political Representation	32.9	35	Inclusion & Equality
Education Enrolment	35.1	22	Education
Disclosure of Public Records	36.1	18	Accountability & Transparency
Laws on Violence against Women	40.0	36	Women's Equality
Political Pluralism	41.0	24	Participation

## Most improved & most deteriorated indicators (2012-2021)

### Most improved indicators (2012-2021)

	10-year trend	Score (2021)	Rank (2021)	Sub-category
Internet & Computers	+51.9	63.3	8	Infrastructure
Mobile Communications	+39.3	87.5	2	Infrastructure
Compliance with International Health Regulations (IHR)	+22.3	43.4	36	Health
Labour Relations	+19.0	82.9	1	Business & Labour Environment
Decent Housing	+16.8	52.3	17	Social Protection & Welfare
Sustainable Use of Land & Forests	+13.9	70.0	10	Sustainable Environment
Freedom of Association & Assembly	+12.5	100.0	1	Participation
Equal Political Power	+11.8	73.1	1	Inclusion & Equality
Access to Energy	+10.5	67.9	11	Infrastructure
Education Completion	+9.7	98.8	1	Education

### Most deteriorated indicators (2012-2021)

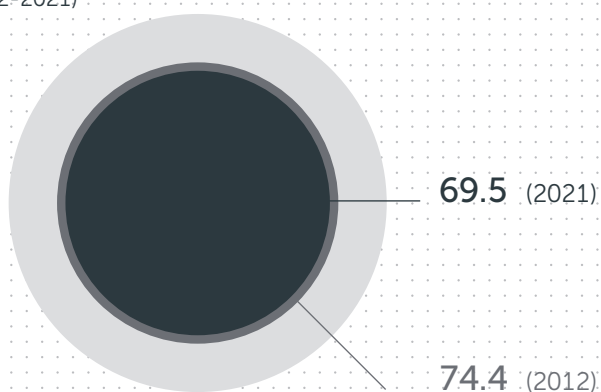
	10-year trend	Score (2021)	Rank (2021)	Sub-category
Public Procurement Procedures	-31.0	32.1	25	Anti-Corruption
Anti-Corruption Mechanisms	-21.4	61.9	4	Anti-Corruption
Poverty Reduction Policies	-16.7	50.0	19	Social Protection & Welfare
Democratic Elections	-16.4	55.2	18	Participation
Shipping & Postal Network	-15.1	26.0	22	Infrastructure
Promotion of Environmental Sustainability	-14.3	71.4	5	Sustainable Environment
Civil Registration	-12.5	75.0	7	Public Administration
Economic Diversification	-10.7	42.0	45	Business & Labour Environment
Absence of Corruption in the Private Sector	-10.2	75.5	4	Anti-Corruption
Equality before the Law	-9.6	67.4	8	Rule of Law & Justice

# Citizens' Voices: Scores & Trends

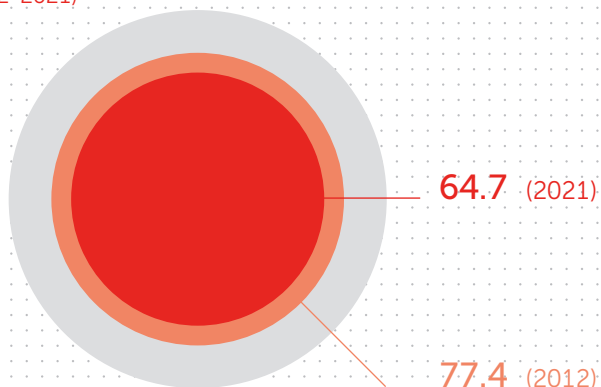
Citizens' Voices (CV) acts as a parallel index that complements the IAG results with citizens' perceptions and satisfaction with public services. CV mirrors the IAG categories and provides public perception data on the closest proxies to the IAG measures.

In Botswana, citizens' satisfaction with governance has deteriorated since 2012, with declines registered in three sub-sections. The biggest decline was registered in the *Public Perception of Security & Rule of Law* sub-section, with dissatisfaction growing in all indicators.

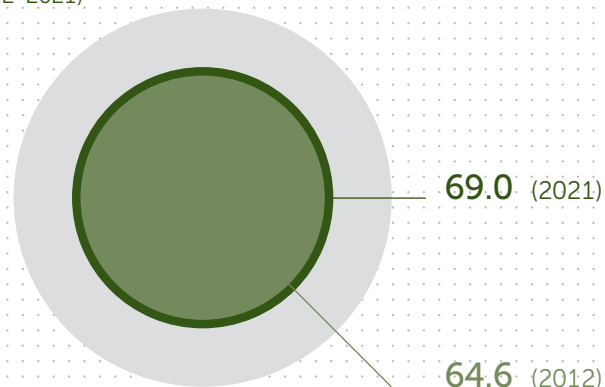
Public Perception of Overall Governance  
(2012-2021)



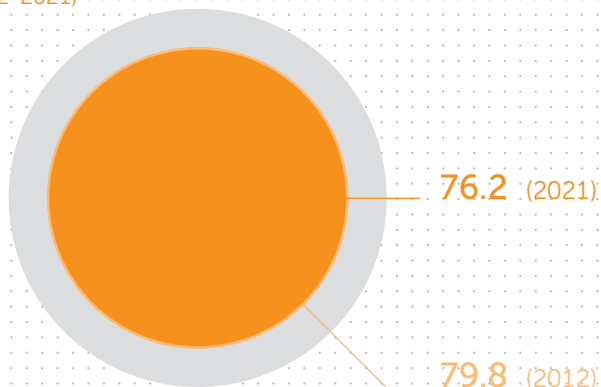
Public Perception of Security & Rule of Law  
(2012-2021)



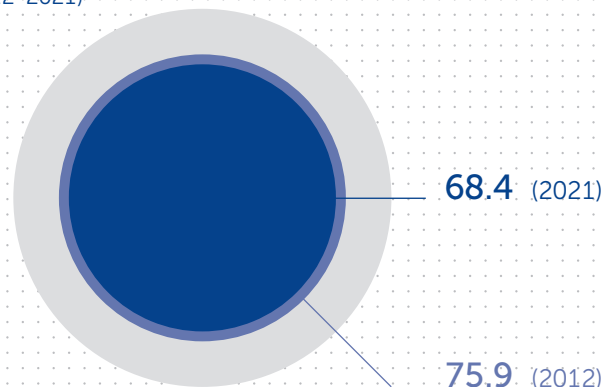
Public Perception of Economic Opportunity Foundations  
(2012-2021)



Public Perception of Participation, Rights & Inclusion  
(2012-2021)



Public Perception of Human Development  
(2012-2021)



# Country Info

---

Region

**Southern Africa**

---

Geography

**Landlocked**

---

REC Membership(s)

**Southern African Development  
Community (SADC)**

---

Leadership (2012-2021)

**President Ian Khama  
(2008-2018)**

**President Mokgweetsi Masisi  
(2018- )**

# Additional Data

---

Measure	Value	Unit
<b>Demographic data</b>		
Population	2.6	millions
Urban population	71.6	% of total population
<b>Economic data</b>		
GDP	17.6	current USD (billions)
GDP growth	+11.4	annual %
GDP per capita	7347.6	current USD
GDP per capita, PPP	17603.7	current international \$
GNI	16.7	current USD (billions)
GNI growth	-5.7*	annual %
GNI per capita, PPP	16650.0	current international \$
Total Trade	77.8*	% of GDP
Unemployment rate (15+)	24.7	% of working-age population
Youth Unemployment Rate (15-24)	41.2	% of working age population
<b>Financial data</b>		
Central Government Debt	20.1*	% of GDP
ODA	78.7*	current USD (millions)
ODA	0.5*	% of GNI
FDI	0.5*	% of GDP

\* If 2021 data unavailable, latest available data is displayed.

# 2022 IIAG Scorecard

## OVERALL GOVERNANCE

2021 SCORE/100	2021 RANK/54	TREND 2012-2021
68.1	5 <sup>th</sup>	+0.8

## TREND CLASSIFICATION KEY

<span style="color: #008080;">■</span> Increasing Improvement	<span style="color: #FFD700;">■</span> Bouncing Back	<span style="color: #A9A9A9;">■</span> No Change
<span style="color: #66CDAA;">■</span> Slowing Improvement	<span style="color: #FF8C00;">■</span> Slowing Deterioration	<span style="color: #333333;">■</span> Not Classified
<span style="color: #FFD700;">■</span> Warning Signs	<span style="color: #8B0000;">■</span> Increasing Deterioration	

## SECURITY & RULE OF LAW

	SCORE/100 2021	RANK/54 2021	TREND 2012-2021
<b>SECURITY &amp; RULE OF LAW</b>	<b>73.7</b>	<b>3</b>	<b>-4.7</b>
<b>SECURITY &amp; SAFETY</b>	<b>88.3</b>	<b>7</b>	<b>-1.8</b>
Absence of Armed Conflict	100.0	1	+0.0
Absence of Violence against Civilians	96.2	5	+2.4
Absence of Forced Migration	99.9	9	+0.0
Absence of Human Trafficking & Forced Labour	76.8	6	-8.9
Absence of Crime	68.6	22	-2.4
<b>RULE OF LAW &amp; JUSTICE</b>	<b>75.1</b>	<b>3</b>	<b>-1.1</b>
Executive Compliance with the Rule of Law	65.5	6	-3.4
Impartiality of the Judicial System	83.8	4	-1.1
Judicial Processes	72.8	6	+5.1
Equality before the Law	67.4	8	-9.6
Law Enforcement	67.1	3	+1.3
Property Rights	93.8	1	+0.9
<b>ACCOUNTABILITY &amp; TRANSPARENCY</b>	<b>65.5</b>	<b>3</b>	<b>-1.7</b>
Institutional Checks & Balances	82.3	4	-4.4
Absence of Undue Influence on Government	80.5	6	-3.9
Civic Checks & Balances	79.6	3	+7.8
Disclosure of Public Records	36.1	18	-5.7
Accessibility of Public Records	49.0	6	-2.3
<b>ANTI-CORRUPTION</b>	<b>65.7</b>	<b>4</b>	<b>-14.5</b>
Anti-Corruption Mechanisms	61.9	4	-21.4
Absence of Corruption in State Institutions	76.5	3	-5.0
Absence of Corruption in the Public Sector	82.7	1	-4.8
Public Procurement Procedures	32.1	25	-31.0
Absence of Corruption in the Private Sector	75.5	4	-10.2

## FOUNDATIONS FOR ECONOMIC OPPORTUNITY

	SCORE/100 2021	RANK/54 2021	TREND 2012-2021
<b>FOUNDATIONS FOR ECONOMIC OPPORTUNITY</b>	<b>64.0</b>	<b>8</b>	<b>+5.3</b>
<b>PUBLIC ADMINISTRATION</b>	<b>62.3</b>	<b>13</b>	<b>-4.6</b>
Civil Registration	75.0	7	-12.5
Capacity of the Statistical System	59.2	13	+1.4
Tax & Revenue Mobilisation	46.6	22	-1.4
Budgetary & Financial Management	.	.	-
Effective Administration	68.5	9	-5.9
<b>BUSINESS &amp; LABOUR ENVIRONMENT</b>	<b>68.1</b>	<b>2</b>	<b>+1.8</b>
Regional Integration	41.8	29	-3.4
Economic Diversification	42.0	45	-10.7
Business & Competition Regulations	85.7	3	+0.0
Access to Banking Services	69.8	1	+3.2
Labour Relations	82.9	1	+19.0
Secure Employment Opportunities	86.5	7	+2.7
<b>INFRASTRUCTURE</b>	<b>61.6</b>	<b>8</b>	<b>+18.7</b>
Transport Network	63.2	5	+6.7
Access to Energy	67.9	11	+10.5
Mobile Communications	87.5	2	+39.3
Internet & Computers	63.3	8	+51.9
Shipping & Postal Network	26.0	22	-15.1
<b>RURAL ECONOMY</b>	<b>.</b>	<b>.</b>	<b>-</b>
Rural Land & Water Access	.	.	-
Rural Market Access	.	.	-
Rural Economy Support	.	.	-
Rural Representation & Participation	.	.	-

## PARTICIPATION, RIGHTS & INCLUSION

	SCORE/100 2021	RANK/54 2021	TREND 2012-2021
<b>PARTICIPATION, RIGHTS &amp; INCLUSION</b>	<b>66.8</b>	<b>9</b>	<b>+0.2</b>
<b>PARTICIPATION</b>	<b>71.3</b>	<b>8</b>	<b>+0.8</b>
Freedom of Association & Assembly	100.0	1	+12.5
Political Pluralism	41.0	24	+8.5
Civil Society Space	88.9	6	-1.6
Democratic Elections	55.2	18	-16.4
<b>RIGHTS</b>	<b>61.0</b>	<b>11</b>	<b>-1.1</b>
Personal Liberties	65.5	10	+5.2
Freedom of Expression & Belief	85.4	11	-0.7
Media Freedom	70.3	11	-3.6
Digital Rights	84.0	7	-6.2
Protection against Discrimination	0.0	39	+0.0
<b>INCLUSION &amp; EQUALITY</b>	<b>70.4</b>	<b>4</b>	<b>-0.1</b>
Equal Political Power	73.1	1	+11.8
Equal Political Representation	32.9	35	-5.9
Equal Civil Liberties	83.7	4	+2.7
Equal Socioeconomic Opportunity	77.1	7	-8.8
Equal Access to Public Services	85.4	2	-0.4
<b>WOMEN'S EQUALITY</b>	<b>64.5</b>	<b>15</b>	<b>+1.2</b>
Political Power & Representation of Women	29.1	50	+0.6
Equal Rights & Civil Liberties for Women	76.6	25	+3.1
Socioeconomic Opportunity for Women	85.5	1	+5.6
Equal Access to Public Services for Women	91.4	4	-3.1
Laws on Violence against Women	40.0	36	+0.0

## HUMAN DEVELOPMENT

	SCORE/100 2021	RANK/54 2021	TREND 2012-2021
<b>HUMAN DEVELOPMENT</b>	<b>67.7</b>	<b>5</b>	<b>+2.4</b>
<b>HEALTH</b>	<b>74.5</b>	<b>6</b>	<b>+6.9</b>
Access to Healthcare	89.7	1	+3.8
Access to Water & Sanitation	85.2	8	+9.4
Control of Communicable Diseases	88.5	6	+1.2
Control of Non-Communicable Diseases	56.1	45	+1.2
Child & Maternal Health	83.9	9	+3.6
Compliance with International Health Regulations (IHR)	43.4	36	+22.3
<b>EDUCATION</b>	<b>71.4</b>	<b>5</b>	<b>+0.7</b>
Equality in Education	60.4	15	-2.0
Education Enrolment	35.1	22	+1.1
Education Completion	98.8	1	+9.7
Human Resources in Education	95.3	5	-0.6
Education Quality	67.4	5	-4.5
<b>SOCIAL PROTECTION &amp; WELFARE</b>	<b>51.8</b>	<b>16</b>	<b>+0.4</b>
Social Safety Nets	73.2	4	+1.2
Poverty Reduction Policies	50.0	19	-16.7
Socioeconomic Inequality Mitigation	27.8	45	+6.9
Decent Housing	52.3	17	+16.8
Food Security	55.7	29	-6.5
<b>SUSTAINABLE ENVIRONMENT</b>	<b>73.2</b>	<b>2</b>	<b>+1.7</b>
Promotion of Environmental Sustainability	71.4	5	-14.3
Enforcement of Environmental Policies	72.5	5	+8.9
Air Quality	78.3	15	+7.4
Sustainable Use of Land & Forests	70.0	10	+13.9
Land & Water Biodiversity Protection	74.0	4	-7.3



# Sources

## SECURITY & RULE OF LAW

---

### SECURITY & RULE OF LAW

#### SECURITY & SAFETY

Absence of Armed Conflict (ACLED/UCDP)  
Absence of Violence against Civilians (ACLED/PTS)  
Absence of Forced Migration (IDMC/UNHCR)  
Absence of Human Trafficking & Forced Labour (ENACT/V-DEM)  
Absence of Crime (ENACT/WHO)

#### RULE OF LAW & JUSTICE

Executive Compliance with the Rule of Law (V-DEM/WJP)  
Impartiality of the Judicial System (AFIDEP&GI/V-DEM)  
Judicial Processes (V-DEM/WJP)  
Equality before the Law (FH/WJP)  
Law Enforcement (AFIDEP&GI/WEF/WJP)  
Property Rights (BS/V-DEM/WJP)

#### ACCOUNTABILITY & TRANSPARENCY

Institutional Checks & Balances (BS/V-DEM/WJP)  
Absence of Undue Influence on Government (BS/FH/V-DEM)  
Civic Checks & Balances (BS/V-DEM/WJP)  
Disclosure of Public Records (AFIDEP&GI/IBP/WJP)  
Accessibility of Public Records (AFIDEP&GI/WJP)

#### ANTI-CORRUPTION

Anti-Corruption Mechanisms (AFIDEP&GI/BS)  
Absence of Corruption in State Institutions (V-DEM/WJP)  
Absence of Corruption in the Public Sector (V-DEM/WEF/WJP)  
Public Procurement Procedures (AFIDEP&GI/WJP)  
Absence of Corruption in the Private Sector (WB/WEF)

## PARTICIPATION, RIGHTS & INCLUSION

---

### PARTICIPATION, RIGHTS & INCLUSION

#### PARTICIPATION

Freedom of Association & Assembly (AFIDEP&GI/FH)  
Political Pluralism (AFIDEP&GI/V-DEM)  
Civil Society Space (AFIDEP&GI/V-DEM)  
Democratic Elections (AFIDEP&GI/CDD-Ghana/V-DEM)

#### RIGHTS

Personal Liberties (FH/V-DEM/WJP)  
Freedom of Expression & Belief (FH/V-DEM/WJP)  
Media Freedom (AFIDEP&GI/V-DEM/RSF)  
Digital Rights (AFIDEP&GI/DSP&V-DEM/V-DEM)  
Protection against Discrimination (AFIDEP&GI)

#### INCLUSION & EQUALITY

Equal Political Power (V-DEM)  
Equal Political Representation (FH/IPU/V-DEM)  
Equal Civil Liberties (V-DEM)  
Equal Socioeconomic Opportunity (AFIDEP&GI/V-DEM)  
Equal Access to Public Services (V-DEM)

#### WOMEN'S EQUALITY

Political Power & Representation of Women (AFIDEP&GI/IPU/V-DEM)  
Equal Rights & Civil Liberties for Women (V-DEM/WB)  
Socioeconomic Opportunity for Women (AFIDEP&GI/V-DEM)  
Equal Access to Public Services for Women (V-DEM)  
Laws on Violence against Women (WB)

## FOUNDATIONS FOR ECONOMIC OPPORTUNITY

---

### FOUNDATIONS FOR ECONOMIC OPPORTUNITY

#### PUBLIC ADMINISTRATION

Civil Registration (AFIDEP&GI)  
Capacity of the Statistical System (AFIDEP&GI/ODW/V-DEM/WB)  
Tax & Revenue Mobilisation (AfDB/UNU-WIDER/WB)  
Budgetary & Financial Management (AfDB/WB)  
Effective Administration (AfDB/AFIDEP&GI/V-DEM/WB)

#### BUSINESS & LABOUR ENVIRONMENT

Regional Integration (AfDB/AfDB&AUC/UNCTAD)  
Economic Diversification (OEC/UNCTAD)  
Business & Competition Regulations (AfDB/BS/WB)  
Access to Banking Services (GSMA/IMF)  
Labour Relations (AFIDEP&GI/WEF)  
Secure Employment Opportunities (ILO/WB)

#### INFRASTRUCTURE

Transport Network (AfDB/WEF)  
Access to Energy (WB/WHO)  
Mobile Communications (ITU)  
Internet & Computers (ITU/WB)  
Shipping & Postal Network (UNCTAD/UPU)

#### RURAL ECONOMY

Rural Land & Water Access (IFAD)  
Rural Market Access (IFAD)  
Rural Economy Support (IFAD)  
Rural Representation & Participation (IFAD)

## HUMAN DEVELOPMENT

---

### HUMAN DEVELOPMENT

#### HEALTH

Access to Healthcare (V-DEM/WHO)  
Access to Water & Sanitation (WHO&UNICEF)  
Control of Communicable Diseases (UNAIDS/WHO)  
Control of Non-Communicable Diseases (IHME)  
Child & Maternal Health (IGME/MMEIG/UNDESA/UNICEF&WHO&WB)  
Compliance with International Health Regulations (IHR) (WHO)

#### EDUCATION

Equality in Education (V-DEM/UNESCO)  
Education Enrolment (UNESCO)  
Education Completion (UNESCO)  
Human Resources in Education (UNESCO)  
Education Quality (BS/WB/WEF)

#### SOCIAL PROTECTION & WELFARE

Social Safety Nets (AFIDEP&GI/BS)  
Poverty Reduction Policies (AfDB/BS/WB)  
Socioeconomic Inequality Mitigation (AfDB/FFP/WB/WID.World)  
Decent Housing (CAHF/UN-Habitat&UNDESA)  
Food Security (FAO)

#### SUSTAINABLE ENVIRONMENT

Promotion of Environmental Sustainability (AfDB/BS/WB)  
Enforcement of Environmental Policies (WEF/WJP)  
Air Quality (HEI&IHME)  
Sustainable Use of Land & Forests (FAO/WB/WRI)  
Land & Water Biodiversity Protection (ENACT/WB/Yale & Columbia)

# Acronyms

ACLED	Armed Conflict Location & Event Data Project	UNAIDS	Joint United Nations Programme on HIV/AIDS
AfDB	African Development Bank	UNCTAD	United Nations Conference on Trade and Development
AFIDEP	African Institute for Development Policy	UNDESA	United Nations Department of Economic and Social Affairs
AUC	African Union Commission	UNESCO	United Nations Educational, Scientific and Cultural Organization
BS	Bertelsmann Stiftung	UN-Habitat	United Nations Human Settlements Programme
CAHF	Centre for Affordable Housing Finance in Africa	UNHCR	United Nations High Commissioner for Refugees
CDD-Ghana	Ghana Center for Democratic Development	UNICEF	United Nations Children's Fund
Columbia	Center for International Earth Science Information Network Earth Institute, Columbia University	UNU-WIDER	United Nations University - World Institute for Development Economics Research
DSP	Digital Society Project	UPU	Universal Postal Union
ENACT	ENACT Africa	V-DEM	Varieties of Democracy Institute
FAO	Food and Agriculture Organization of the United Nations	WB	World Bank
FFP	Fund for Peace	WEF	World Economic Forum
FH	Freedom House	WHO	World Health Organization
GI	Global Integrity	WID.World	World Inequality Database
GSMA	Global System for Mobile Communications	WJP	World Justice Project
HEI	Health Effects Institute	WRI	World Resources Institute
IBP	International Budget Partnership	Yale	Yale Center for Environmental Law & Policy
IDMC	Internal Displacement Monitoring Centre		
IFAD	International Fund for Agricultural Development		
IHME	Institute for Health Metrics and Evaluation		
ILO	International Labour Organization		
IMF	International Monetary Fund		
IPU	Inter-Parliamentary Union		
ITU	International Telecommunication Union		
ODW	Open Data Watch		
OEC	Observatory for Economic Complexity		
PTS	Political Terror Scale		
RSF	Reporters sans frontières (Reporters Without Borders)		
UCDP	Uppsala Conflict Data Program		
UN IGME	United Nations Inter-agency Group for Child Mortality Estimation		
UN MMEIG	United Nations Maternal Mortality Estimation Inter-agency Group		





**mo.ibrahim.foundation**

FB→ /MolbrahimFoundation

TW→ @Mo\_IbrahimFdn #IIAG

IG→ moibrahimfoundation