

PRO

MO IBRAHIM FOUNDATION
— 2022 IIAG

FILE:

Côte d'Ivoire

2012-2021
GOVERNANCE RESULTS



[mo.ibrahim.foundation](https://moibrahim.foundation)

FB → /MoIbrahimFoundation

TW → @Mo_IbrahimFdn #IIAG

IG → moibrahimfoundation

Table of Contents

2022 IIAG Framework	p.3
Reading the Results	p.6
Overall Governance: Scores, Ranks & Trends	p.7
Category Level: Scores & Trends	p.9
Sub-category Level: Scores & Trends	p.10
Indicator Level: Scores & Trends	p.12
Citizens' Voices: Scores & Trends	p.13
Country Info	p.14
Additional Data	p.15
2022 IIAG Scorecard	p.16
Sources	p.17
Acronyms	p.18

2022 IIAG Framework

Published since 2007, the Ibrahim Index of African Governance (IIAG) assesses governance performance in 54 African countries over the latest available 10-year period. The Mo Ibrahim Foundation defines governance as the provision of the political, social, economic and environmental public goods that every citizen has the right to expect from their state, and that a state has the responsibility to deliver to its citizens.

The 2022 IIAG covers ten years from 2012 to 2021. The data for the IIAG come from 47 sources, from which 265 variables, clustered into 81 indicators, are collected. All but four IIAG indicators are formed of more than one variable to provide a governance assessment supported by multiple proxy measurements.

The IIAG indicators are organised under 16 sub-categories and four categories - *Security & Rule of Law; Participation, Rights & Inclusion; Foundations for Economic Opportunity; Human Development* - that make up the *Overall Governance* score.

Including all the data from source as well as the composite scores calculated expressly for the IIAG, there are a total of 413 different measures of governance for any given country or group in any given data year across the ten years covered. These are made up of indicators that measure specific issues, such as *Executive Compliance with the Rule of Law*, which sits within the broader sub-category measure *Rule of Law & Justice*, which in turn is one part of the overarching category *Security & Rule of Law*. In total there are more than 220,000 data points in the 2022 IIAG dataset.

As citizens are the end recipients of public leadership and governance, measuring governance performance cannot rely on official and expert assessment data alone. For this reason, the IIAG is accompanied by a complementary dataset focused on Citizens' Voices to provide an assessment of Africa's citizens' perceptions of governance performance, composed of 36 public perception variables sourced from Afrobarometer.

2022 Ibrahim Index of African Governance (IIAG)



OVERALL GOVERNANCE



SECURITY & RULE OF LAW

Security & Safety

- Absence of Armed Conflict
- Absence of Violence against Civilians
- Absence of Forced Migration
- Absence of Human Trafficking & Forced Labour
- Absence of Crime

Rule of Law & Justice

- Executive Compliance with the Rule of Law
- Impartiality of the Judicial System
- Judicial Processes
- Equality before the Law
- Law Enforcement
- Property Rights

Accountability & Transparency

- Institutional Checks & Balances
- Absence of Undue Influence on Government
- Civic Checks & Balances
- Disclosure of Public Records
- Accessibility of Public Records

Anti-Corruption

- Anti-Corruption Mechanisms
- Absence of Corruption in State Institutions
- Absence of Corruption in the Public Sector
- Public Procurement Procedures
- Absence of Corruption in the Private Sector



PARTICIPATION, RIGHTS & INCLUSION

Participation

- Freedom of Association & Assembly
- Political Pluralism
- Civil Society Space
- Democratic Elections

Rights

- Personal Liberties
- Freedom of Expression & Belief
- Media Freedom
- Digital Rights
- Protection against Discrimination

Inclusion & Equality

- Equal Political Power
- Equal Political Representation
- Equal Civil Liberties
- Equal Socioeconomic Opportunity
- Equal Access to Public Services

Women's Equality

- Political Power & Representation of Women
- Equal Rights & Civil Liberties for Women
- Socioeconomic Opportunity for Women
- Equal Access to Public Services for Women
- Laws on Violence against Women

Citizens' Voices (CV)



PUBLIC PERCEPTION OF OVERALL GOVERNANCE

Public Perception of Security & Rule of Law

- Public Perception of Security & Safety
- Public Perception of the Rule of Law
- Public Perception of Accountability
- Public Perception of Anti-Corruption

Public Perception of Participation, Rights & Inclusion

- Public Perception of Elections & Freedom
- Public Perception of Inclusion & Equality
- Public Perception of Female Leadership



FOUNDATIONS FOR ECONOMIC OPPORTUNITY

Public Administration

- Civil Registration
- Capacity of the Statistical System
- Tax & Revenue Mobilisation
- Budgetary & Financial Management
- Effective Administration

Business & Labour Environment

- Regional Integration
- Economic Diversification
- Business & Competition Regulations
- Access to Banking Services
- Labour Relations
- Secure Employment Opportunities

Infrastructure

- Transport Network
- Access to Energy
- Mobile Communications
- Internet & Computers
- Shipping & Postal Network

Rural Economy

- Rural Land & Water Access
- Rural Market Access
- Rural Economy Support
- Rural Representation & Participation



HUMAN DEVELOPMENT

Health

- Access to Healthcare
- Access to Water & Sanitation
- Control of Communicable Diseases
- Control of Non-Communicable Diseases
- Child & Maternal Health
- Compliance with International Health Regulations

Education

- Equality in Education
- Education Enrolment
- Education Completion
- Human Resources in Education
- Education Quality

Social Protection & Welfare

- Social Safety Nets
- Poverty Reduction Policies
- Socioeconomic Inequality Mitigation
- Decent Housing
- Food Security

Sustainable Environment

- Promotion of Environmental Sustainability
- Enforcement of Environmental Policies
- Air Quality
- Sustainable Use of Land & Forests
- Land & Water Biodiversity Protection

Public Perception of Economic Opportunity Foundations

- Public Perception of Public Administration
- Satisfaction with Economic Opportunities
- Satisfaction with Infrastructure

Public Perception of Human Development

- Satisfaction with Health Provision
- Satisfaction with Education Provision
- Lived Poverty & Public Perception of Social Protection

Reading the Results

Scores and ranks

The IIAG scores quantify a country's performance for each governance measure each data year, expressed out of 100.0 (with 100.0 being always the best score). Rounded to one decimal point, scores are relative to each country's performance in relation to the other 54 African countries.

Ranks are calculated based on the respective scores and are expressed out of 54. When two or more countries have the same score, they share the same place in the ranking table (tied ranks).

10-year trends

The IIAG 10-year trends offer an additional layer of analysis to scores and ranks, as they quantify change in absolute score between the last and the first data years of the time series. The 2022 IIAG 10-year trends compare a country's performance for each governance measure in 2021 compared to 2012, offering an assessment of the change.

Trend classifications

Trend classifications are a third layer of analysis, complementing scores, ranks and 10-year trends. The IIAG trend classifications serve to assess the mid-period trend (2017-2021 in the 2022 IIAG) in relation to the 10-year trend (2012-2021). The comparison of mid-period and full period trends help identify early signs of the direction and pace of country trajectories - 'trends within trends'.

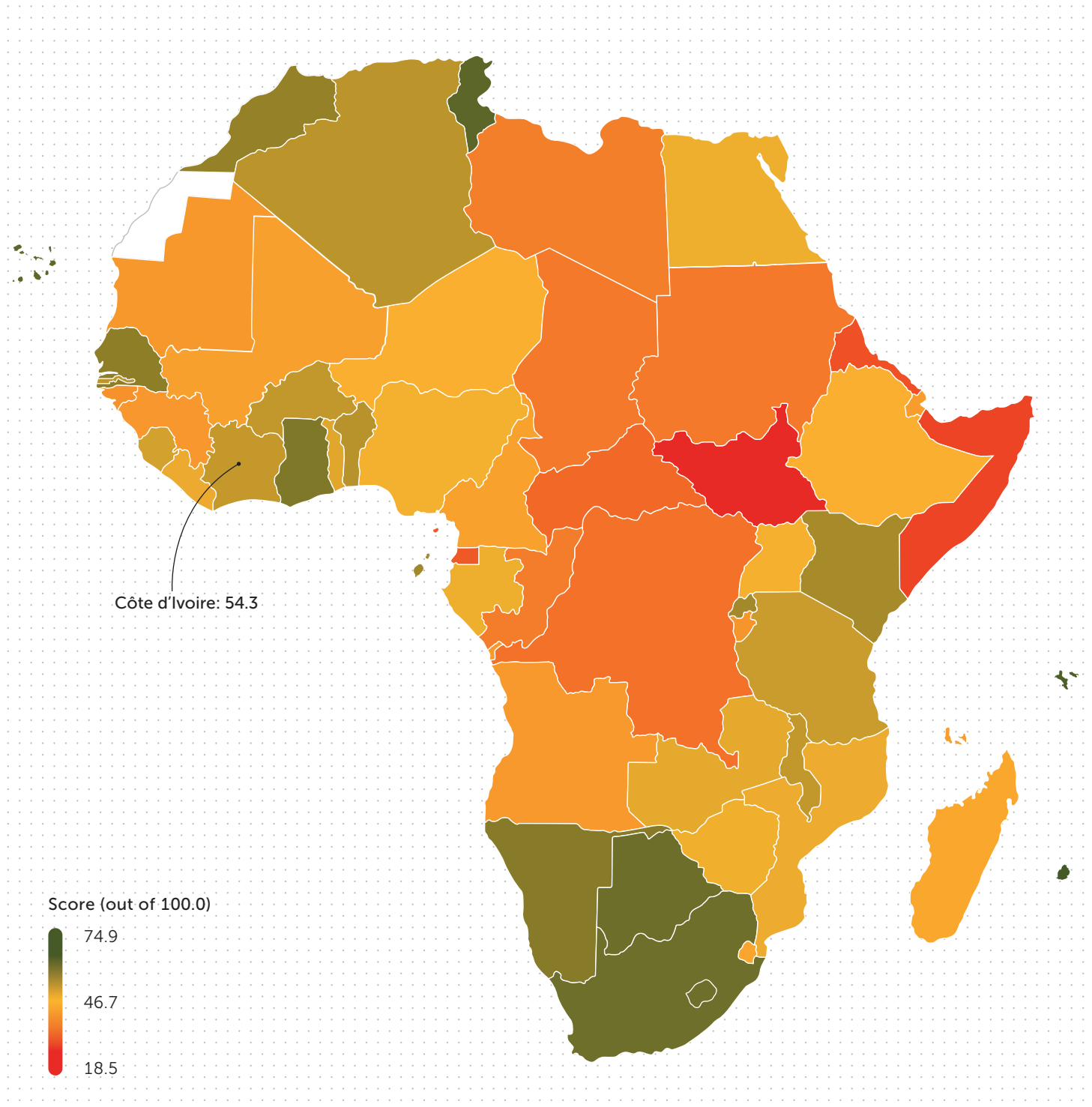
Trend Classification	Characteristic
Increasing Improvement	Score is better in 2021 compared to 2012, with the rate of improvement increasing since 2017
Slowing Improvement	Score is better in 2021 compared to 2012, but the rate of improvement is slowing since 2017
Warning Signs	Score is better/no change in 2021 compared to 2012, but showing decline since 2017
Bouncing Back	Score is worse/no change in 2021 compared to 2012, but showing progress since 2017
Slowing Deterioration	Score is worse in 2021 compared to 2012, but the rate of deterioration is slowing since 2017
Increasing Deterioration	Score is worse in 2021 compared to 2012, with the rate of deterioration increasing since 2017

Overall Governance: Scores, Ranks & Trends

With a score of 54.3 (out of 100.0), Côte d'Ivoire ranks 20th (out of 54) in *Overall Governance* in 2021.

Score (2021)	54.3
Rank (2021)	20 th

African countries: *Overall Governance* scores (2021)



Overall Governance: Scores, Ranks & Trends

Côte d'Ivoire's *Overall Governance* score has improved over the last decade (2012-2021). However, the pace of improvement has slowed down over the most recent five years (2017-2021).

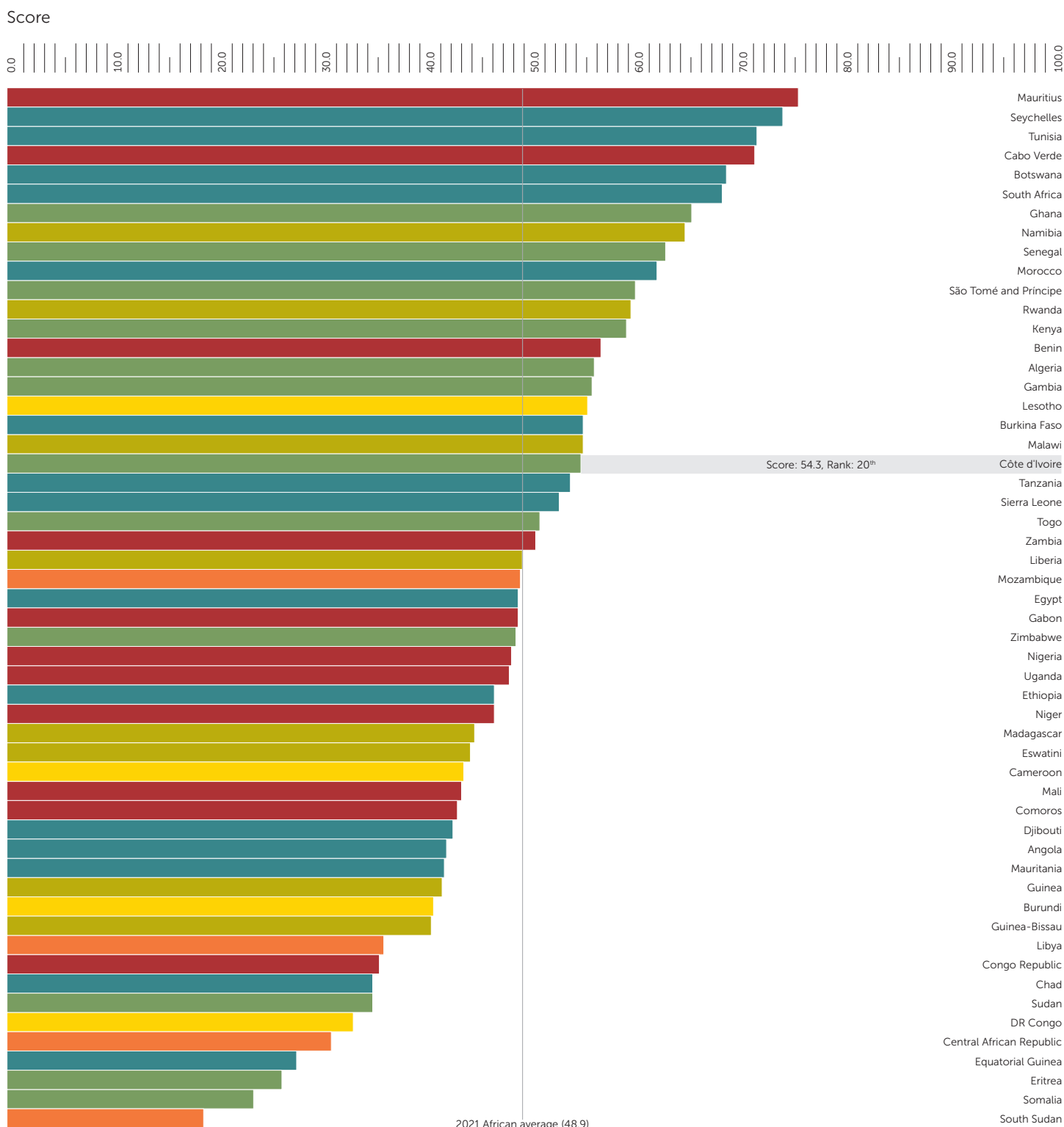
Trends	10-year trend (2012-2021)	5-year trend (2017-2021)
Score Change	+5.4	+0.5
Rank Change	+4	-1

Trend Classification: Slowing Improvement █

Trend classifications

- █ Increasing Improvement
- █ Slowing Improvement
- █ Warning Signs
- █ Bouncing Back
- █ Slowing Deterioration
- █ Increasing Deterioration

African countries: Overall Governance scores (2021) & trend classification (2012-2021)



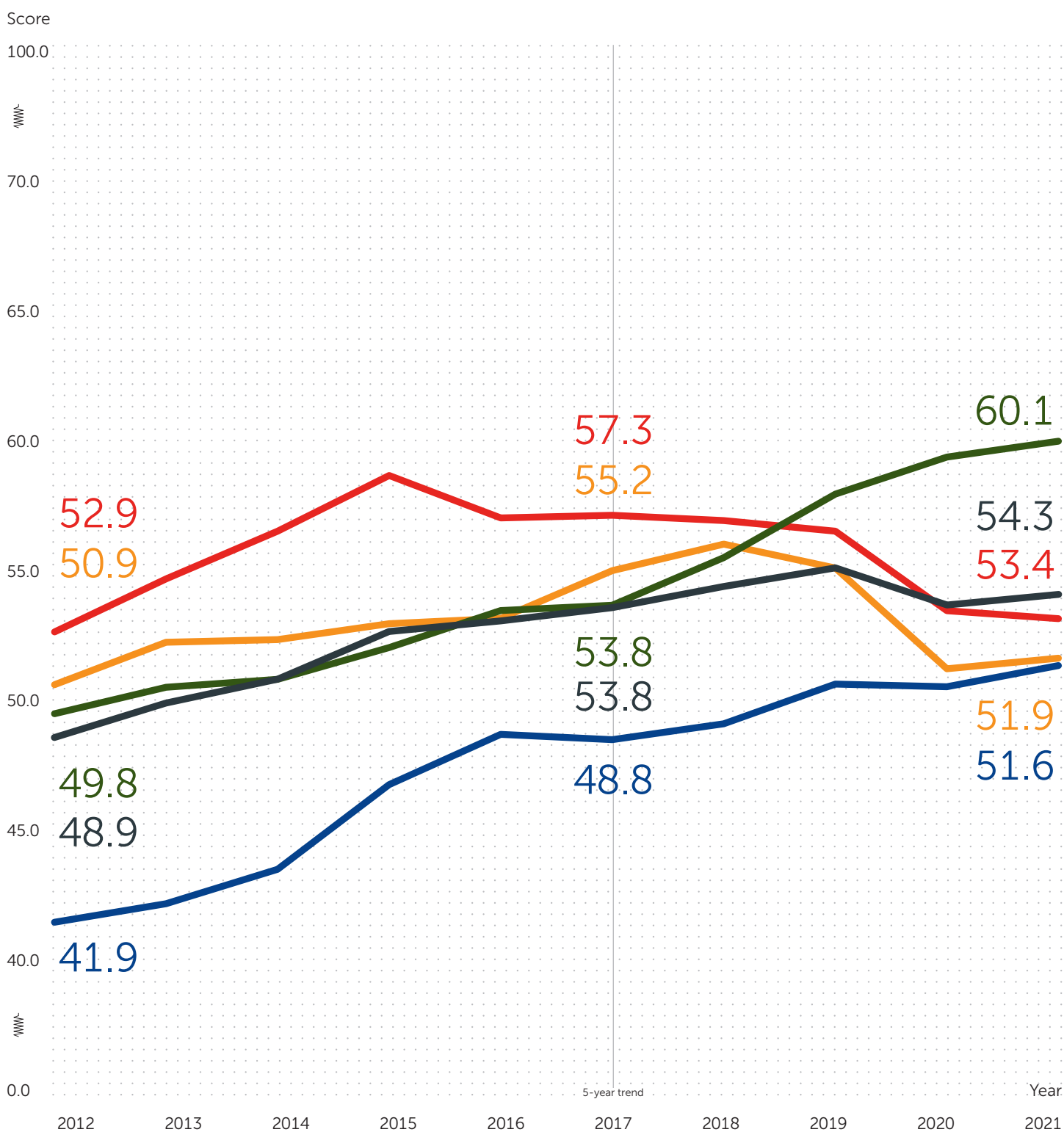
Category Level: Scores & Trends

Côte d'Ivoire has improved in all four categories since 2012. Côte d'Ivoire has improved the most in *Foundations for Economic Opportunity*, driven by progress in all sub-categories.

IIAG categories

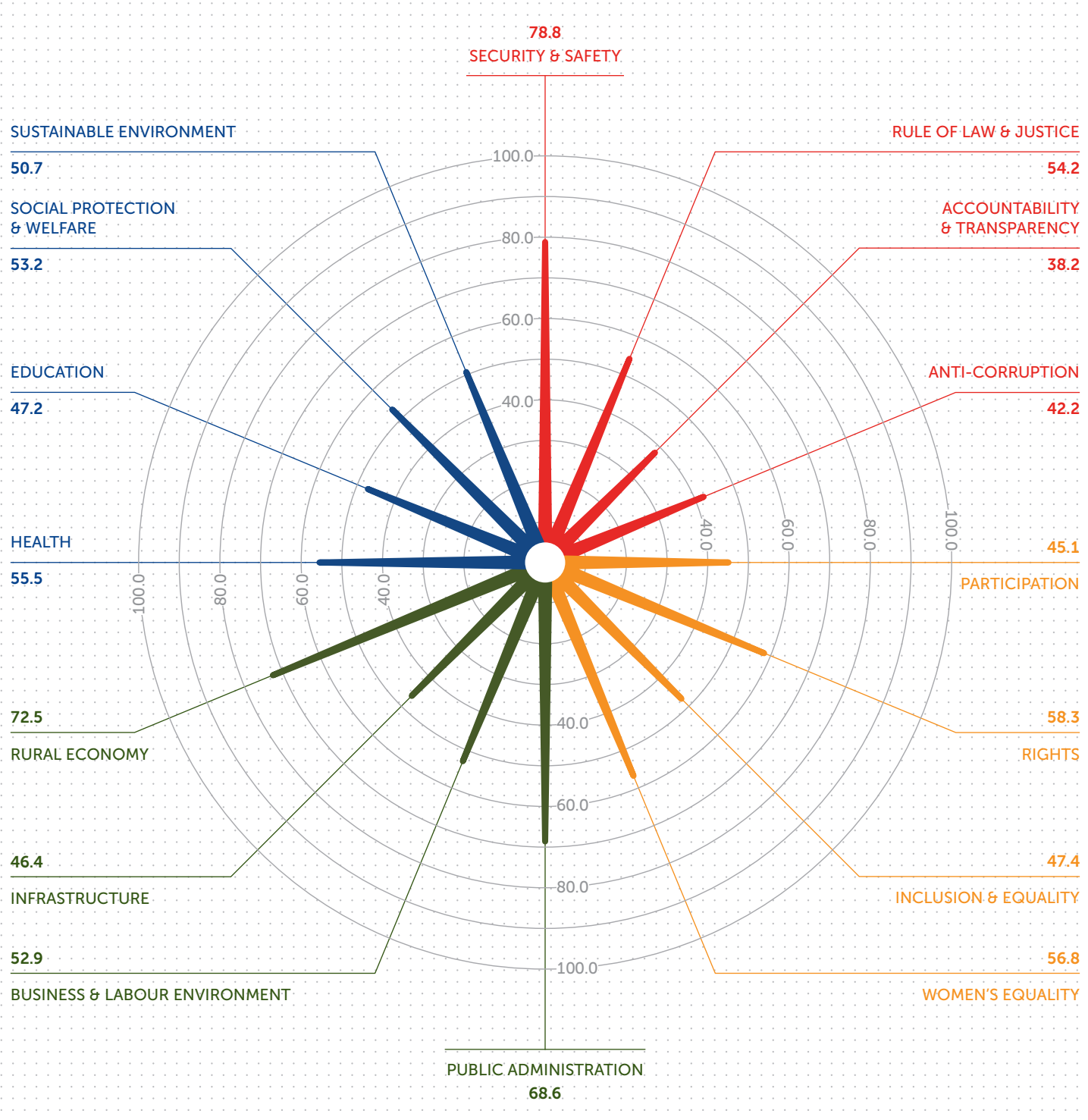
- Overall Governance
- Security & Rule of Law
- Participation, Rights & Inclusion
- Foundations for Economic Opportunity
- Human Development

Côte d'Ivoire: Overall Governance and category scores (2012-2021)



Sub-category Level: Scores & Trends

Côte d'Ivoire: sub-category scores (2021)



Sub-category Level: Scores & Trends

Côte d'Ivoire has improved in 14 out of the 16 sub-categories since 2012. It has improved in all sub-categories of the *Foundations for Economic Opportunity* and *Human Development* categories. The categories to have seen the most sub-categories deteriorate are *Security & Rule of Law* and *Participation, Rights & Inclusion*. Côte d'Ivoire scores above the continental average for 13 sub-categories and is among the top ten for two of the 16 sub-categories in 2021.

Best scoring	Score (2021)
Security & Safety	78.8
Rural Economy	72.5
Public Administration	68.6

Worst scoring	Score (2021)
Accountability & Transparency	38.2
Anti-Corruption	42.2
Participation	45.1

Overall Governance drivers of change: sub-category trends (2012-2021)

Change driven by (2012-2021)

Sub-category	Trend	Score
Public Administration	+15.1	68.6
Infrastructure	+14.1	46.4
Sustainable Environment	+12.9	50.7
Social Protection & Welfare	+9.9	53.2
Education	+9.3	47.2
Health	+7.0	55.5
Rural Economy	+6.8	72.5
Rights	+5.7	58.3
Business & Labour Environment	+5.2	52.9
Security & Safety	+2.2	78.8
Women's Equality	+2.0	56.8
Accountability & Transparency	+1.7	38.2
Inclusion & Equality	+0.5	47.4
Rule of Law & Justice	+0.5	54.2

Change opposed by (2012-2021)

Sub-category	Trend	Score
Participation	-4.4	45.1
Anti-Corruption	-2.8	42.2

IIAG categories

- Security & Rule of Law
- Participation, Rights & Inclusion
- Foundations for Economic Opportunity
- Human Development

Indicator Level: Scores & Trends

Côte d'Ivoire scores above the continental average for 54 of the 81 indicators. Côte d'Ivoire improved in 54 out of the 81 indicators across the IIAG since 2012 and declined in 20. No change was registered in seven indicators.

IIAG categories

- Security & Rule of Law
- Participation, Rights & Inclusion
- Foundations for Economic Opportunity
- Human Development

Best scoring & worst scoring indicators (2021)

Best scoring indicators (2021)

	Score (2021)	Rank (2021)	Sub-category
Absence of Armed Conflict	97.0	35	Security & Safety
Absence of Forced Migration	96.0	34	Security & Safety
Human Resources in Education	89.3	14	Education
Equal Rights & Civil Liberties for Women	88.1	9	Women's Equality
Rural Market Access	85.0	3	Rural Economy
Rural Economy Support	83.0	4	Rural Economy
Rural Representation & Participation	81.8	6	Rural Economy
Budgetary & Financial Management	81.1	5	Public Administration
Absence of Violence against Civilians	80.9	30	Security & Safety
Mobile Communications	80.8	8	Infrastructure

Worst scoring indicators (2021)

	Score (2021)	Rank (2021)	Sub-category
Internet & Computers	22.4	20	Infrastructure
Democratic Elections	26.3	33	Participation
Education Enrolment	28.5	31	Education
Institutional Checks & Balances	28.6	39	Accountability & Transparency
Shipping & Postal Network	30.6	18	Infrastructure
Personal Liberties	31.0	38	Rights
Equal Political Representation	31.4	37	Inclusion & Equality
Disclosure of Public Records	33.5	22	Accountability & Transparency
Access to Healthcare	36.2	36	Health
Absence of Corruption in State Institutions*	36.7	33	Anti-Corruption

*One other indicator shares this score, namely *Equality in Education*.

Most improved & most deteriorated indicators (2012-2021)

Most improved indicators (2012-2021)

	10-year trend	Score (2021)	Rank (2021)	Sub-category
Protection against Discrimination	+33.3	50.0	3	Rights
Mobile Communications	+32.6	80.8	8	Infrastructure
Civil Registration	+25.0	75.0	7	Public Administration
Budgetary & Financial Management	+24.6	81.1	5	Public Administration
Business & Competition Regulations	+24.1	59.1	19	Business & Labour Environment
Enforcement of Environmental Policies	+23.3	47.2	24	Sustainable Environment
Anti-Corruption Mechanisms	+21.5	42.9	15	Anti-Corruption
Internet & Computers	+20.0	22.4	20	Infrastructure
Rural Economy Support	+19.5	83.0	4	Rural Economy
Equal Rights & Civil Liberties for Women	+19.1	88.1	9	Women's Equality

Most deteriorated indicators (2012-2021)

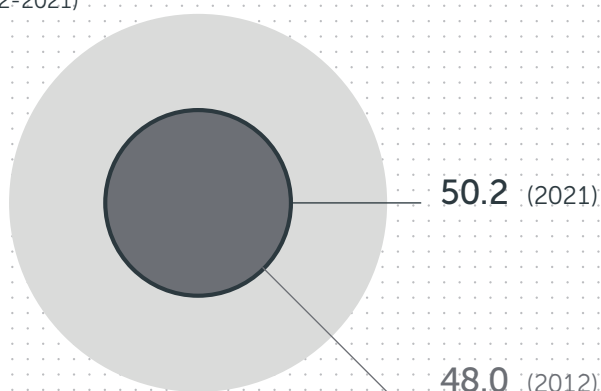
	10-year trend	Score (2021)	Rank (2021)	Sub-category
Public Procurement Procedures	-25.9	40.4	14	Anti-Corruption
Rural Land & Water Access	-20.8	40.3	39	Rural Economy
Absence of Undue Influence on Government	-16.6	41.1	23	Accountability & Transparency
Executive Compliance with the Rule of Law	-16.0	46.3	25	Rule of Law & Justice
Democratic Elections	-15.5	26.3	33	Participation
Civil Society Space	-13.8	66.5	21	Participation
Digital Rights	-12.4	65.7	21	Rights
Personal Liberties	-12.2	31.0	38	Rights
Institutional Checks & Balances	-11.7	28.6	39	Accountability & Transparency
Equal Political Power	-10.6	44.7	27	Inclusion & Equality

Citizens' Voices: Scores & Trends

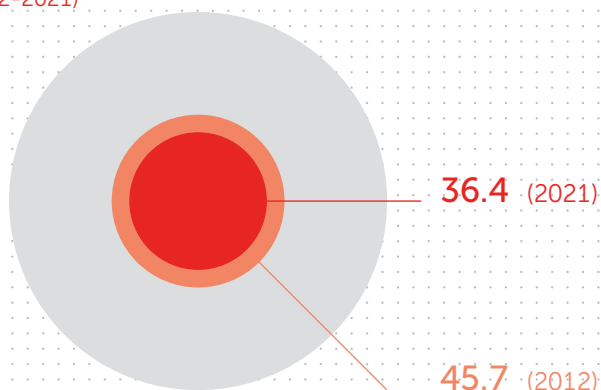
Citizens' Voices (CV) acts as a parallel index that complements the IIAG results with citizens' perceptions and satisfaction with public services. CV mirrors the IIAG categories and provides public perception data on the closest proxies to the IIAG measures.

In Côte d'Ivoire, citizens' satisfaction with governance has improved since 2012, with progress registered in three sub-sections. The biggest improvement was registered in the *Public Perception of Economic Opportunity Foundations* sub-section, with satisfaction growing in *Satisfaction with Economic Opportunities* and *Satisfaction with Infrastructure*.

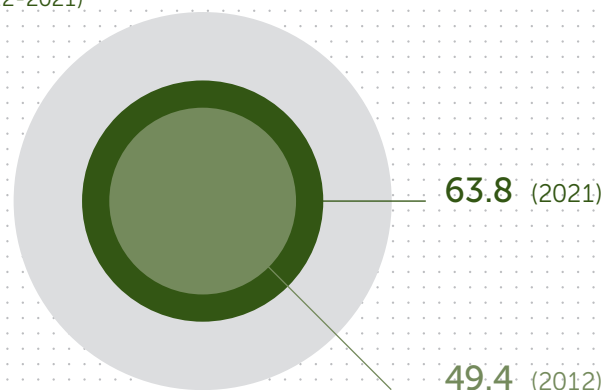
Public Perception of Overall Governance
(2012-2021)



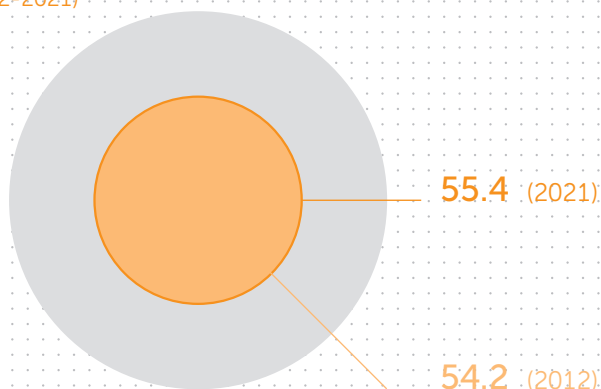
Public Perception of Security & Rule of Law
(2012-2021)



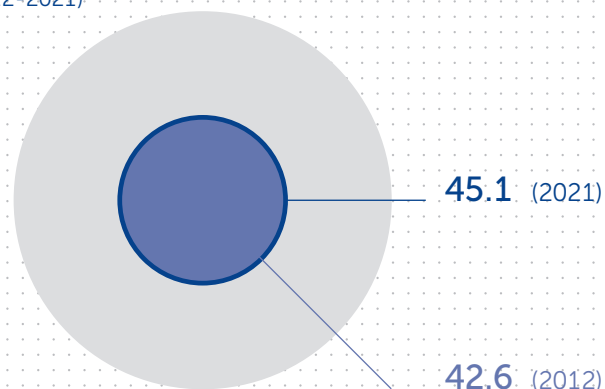
Public Perception of Economic Opportunity Foundations
(2012-2021)



Public Perception of Participation, Rights & Inclusion
(2012-2021)



Public Perception of Human Development
(2012-2021)



Country Info

Region

Western Africa

Geography

Coastal

REC Membership(s)

**Community of Sahel-Saharan
States (CEN-SAD)**

**Economic Community of West
African States (ECOWAS)**

Leadership (2012-2021)

**President Alassane Ouattara
(2011-)**

Additional Data

Measure	Value	Unit
Demographic data		
Population	27.5	millions
Urban population	52.2	% of total population
Economic data		
GDP	69.8	current USD (billions)
GDP growth	+7.0	annual %
GDP per capita	2578.8	current USD
GDP per capita, PPP	5939.8	current international \$
GNI	67.7	current USD (billions)
GNI growth	+6.9	annual %
GNI per capita, PPP	5760.0	current international \$
Total Trade	51.3	% of GDP
Unemployment rate (15+)	3.5	% of working-age population
Youth Unemployment Rate (15-24)	5.7	% of working age population
Financial data		
Central Government Debt	47.7*	% of GDP
ODA	1561.9*	current USD (millions)
ODA	2.6*	% of GNI
FDI	1.2*	% of GDP

* If 2021 data unavailable, latest available data is displayed.

2022 IIAG Scorecard

OVERALL GOVERNANCE

2021 SCORE/100	2021 RANK/54	TREND 2012-2021
54.3	20 th	+5.4

TREND CLASSIFICATION KEY

■ Increasing Improvement	■ Bouncing Back	■ No Change
■ Slowing Improvement	■ Slowing Deterioration	■ Not Classified
■ Warning Signs	■ Increasing Deterioration	

SECURITY & RULE OF LAW

	SCORE/100 2021	RANK/54 2021	TREND 2012-2021
SECURITY & RULE OF LAW	53.4	22	+0.5
SECURITY & SAFETY	78.8	30	+2.2
Absence of Armed Conflict	97.0	35	+0.8
Absence of Violence against Civilians	80.9	30	+5.5
Absence of Forced Migration	96.0	34	+0.6
Absence of Human Trafficking & Forced Labour	65.2	25	+4.5
Absence of Crime	55.1	47	+0.0
RULE OF LAW & JUSTICE	54.2	18	+0.5
Executive Compliance with the Rule of Law	46.3	25	-16.0
Impartiality of the Judicial System	43.2	30	-6.7
Judicial Processes	52.5	21	-2.1
Equality before the Law	60.1	16	+17.7
Law Enforcement	59.8	7	+14.8
Property Rights	63.3	19	-4.4
ACCOUNTABILITY & TRANSPARENCY	38.2	28	+1.7
Institutional Checks & Balances	28.6	39	-11.7
Absence of Undue Influence on Government	41.1	23	-16.6
Civic Checks & Balances	49.0	30	+6.2
Disclosure of Public Records	33.5	22	+13.9
Accessibility of Public Records	38.7	12	+16.5
ANTI-CORRUPTION	42.2	22	-2.8
Anti-Corruption Mechanisms	42.9	15	+21.5
Absence of Corruption in State Institutions	36.7	33	-7.5
Absence of Corruption in the Public Sector	41.2	26	-3.8
Public Procurement Procedures	40.4	14	-25.9
Absence of Corruption in the Private Sector	50.1	13	+1.9

FOUNDATIONS FOR ECONOMIC OPPORTUNITY

	SCORE/100 2021	RANK/54 2021	TREND 2012-2021
FOUNDATIONS FOR ECONOMIC OPPORTUNITY	60.1	14	+10.3
PUBLIC ADMINISTRATION	68.6	5	+15.1
Civil Registration	75.0	7	+25.0
Capacity of the Statistical System	51.2	21	+11.1
Tax & Revenue Mobilisation	73.6	5	+11.1
Budgetary & Financial Management	81.1	5	+24.6
Effective Administration	62.0	12	+3.5
BUSINESS & LABOUR ENVIRONMENT	52.9	19	+5.2
Regional Integration	45.4	24	+1.4
Economic Diversification	62.2	29	+0.0
Business & Competition Regulations	59.1	19	+24.1
Access to Banking Services	36.9	13	+0.6
Labour Relations	61.8	13	-7.7
Secure Employment Opportunities	52.1	21	+13.1
INFRASTRUCTURE	46.4	14	+14.1
Transport Network	48.1	13	+7.0
Access to Energy	50.2	16	+13.3
Mobile Communications	80.8	8	+32.6
Internet & Computers	22.4	20	+20.0
Shipping & Postal Network	30.6	18	-2.5
RURAL ECONOMY	72.5	10	+6.8
Rural Land & Water Access	40.3	39	-20.8
Rural Market Access	85.0	3	+18.9
Rural Economy Support	83.0	4	+19.5
Rural Representation & Participation	81.8	6	+9.6

PARTICIPATION, RIGHTS & INCLUSION

	SCORE/100 2021	RANK/54 2021	TREND 2012-2021
PARTICIPATION, RIGHTS & INCLUSION	51.9	20	+1.0
PARTICIPATION	45.1	23	-4.4
Freedom of Association & Assembly	37.5	16	+0.0
Political Pluralism	50.0	14	+11.7
Civil Society Space	66.5	21	-13.8
Democratic Elections	26.3	33	-15.5
RIGHTS	58.3	15	+5.7
Personal Liberties	31.0	38	-12.2
Freedom of Expression & Belief	79.4	16	+17.7
Media Freedom	65.4	14	+1.9
Digital Rights	65.7	21	-12.4
Protection against Discrimination	50.0	3	+33.3
INCLUSION & EQUALITY	47.4	23	+0.5
Equal Political Power	44.7	27	-10.6
Equal Political Representation	31.4	37	+10.8
Equal Civil Liberties	54.0	32	-1.2
Equal Socioeconomic Opportunity	63.6	16	+2.1
Equal Access to Public Services	43.3	18	+1.3
WOMEN'S EQUALITY	56.8	30	+2.0
Political Power & Representation of Women	42.9	36	-6.9
Equal Rights & Civil Liberties for Women	88.1	9	+19.1
Socioeconomic Opportunity for Women	62.6	10	-2.2
Equal Access to Public Services for Women	50.3	21	+0.0
Laws on Violence against Women	40.0	36	+0.0

HUMAN DEVELOPMENT

	SCORE/100 2021	RANK/54 2021	TREND 2012-2021
HUMAN DEVELOPMENT	51.6	24	+9.7
HEALTH	55.5	32	+7.0
Access to Healthcare	36.2	36	+9.7
Access to Water & Sanitation	41.6	29	+3.8
Control of Communicable Diseases	77.0	30	+11.9
Control of Non-Communicable Diseases	78.4	14	+1.3
Child & Maternal Health	54.8	34	+14.9
Compliance with International Health Regulations (IHR)	44.7	34	+0.0
EDUCATION	47.2	29	+9.3
Equality in Education	36.7	38	+11.2
Education Enrolment	28.5	31	+11.8
Education Completion	41.5	33	+11.4
Human Resources in Education	89.3	14	+9.6
Education Quality	39.8	31	+2.1
SOCIAL PROTECTION & WELFARE	53.2	12	+9.9
Social Safety Nets	42.3	13	+18.5
Poverty Reduction Policies	51.8	16	+14.7
Socioeconomic Inequality Mitigation	42.0	32	+5.9
Decent Housing	49.5	19	+0.0
Food Security	80.4	12	+10.5
SUSTAINABLE ENVIRONMENT	50.7	33	+12.9
Promotion of Environmental Sustainability	45.2	36	+5.5
Enforcement of Environmental Policies	47.2	24	+23.3
Air Quality	56.2	38	+14.8
Sustainable Use of Land & Forests	61.0	24	+17.7
Land & Water Biodiversity Protection	43.9	29	+3.1

Sources

SECURITY & RULE OF LAW

SECURITY & RULE OF LAW

SECURITY & SAFETY

Absence of Armed Conflict (ACLED/UCDP)
Absence of Violence against Civilians (ACLED/PTS)
Absence of Forced Migration (IDMC/UNHCR)
Absence of Human Trafficking & Forced Labour (ENACT/V-DEM)
Absence of Crime (ENACT/WHO)

RULE OF LAW & JUSTICE

Executive Compliance with the Rule of Law (V-DEM/WJP)
Impartiality of the Judicial System (AFIDEP&GI/V-DEM)
Judicial Processes (V-DEM/WJP)
Equality before the Law (FH/WJP)
Law Enforcement (AFIDEP&GI/WEF/WJP)
Property Rights (BS/V-DEM/WJP)

ACCOUNTABILITY & TRANSPARENCY

Institutional Checks & Balances (BS/V-DEM/WJP)
Absence of Undue Influence on Government (BS/FH/V-DEM)
Civic Checks & Balances (BS/V-DEM/WJP)
Disclosure of Public Records (AFIDEP&GI/IBP/WJP)
Accessibility of Public Records (AFIDEP&GI/WJP)

ANTI-CORRUPTION

Anti-Corruption Mechanisms (AFIDEP&GI/BS)
Absence of Corruption in State Institutions (V-DEM/WJP)
Absence of Corruption in the Public Sector (V-DEM/WEF/WJP)
Public Procurement Procedures (AFIDEP&GI/WJP)
Absence of Corruption in the Private Sector (WB/WEF)

PARTICIPATION, RIGHTS & INCLUSION

PARTICIPATION, RIGHTS & INCLUSION

PARTICIPATION

Freedom of Association & Assembly (AFIDEP&GI/FH)
Political Pluralism (AFIDEP&GI/V-DEM)
Civil Society Space (AFIDEP&GI/V-DEM)
Democratic Elections (AFIDEP&GI/CDD-Ghana/V-DEM)

RIGHTS

Personal Liberties (FH/V-DEM/WJP)
Freedom of Expression & Belief (FH/V-DEM/WJP)
Media Freedom (AFIDEP&GI/V-DEM/RSF)
Digital Rights (AFIDEP&GI/DSP&V-DEM/V-DEM)
Protection against Discrimination (AFIDEP&GI)

INCLUSION & EQUALITY

Equal Political Power (V-DEM)
Equal Political Representation (FH/IPU/V-DEM)
Equal Civil Liberties (V-DEM)
Equal Socioeconomic Opportunity (AFIDEP&GI/V-DEM)
Equal Access to Public Services (V-DEM)

WOMEN'S EQUALITY

Political Power & Representation of Women (AFIDEP&GI/IPU/V-DEM)
Equal Rights & Civil Liberties for Women (V-DEM/WB)
Socioeconomic Opportunity for Women (AFIDEP&GI/V-DEM)
Equal Access to Public Services for Women (V-DEM)
Laws on Violence against Women (WB)

FOUNDATIONS FOR ECONOMIC OPPORTUNITY

FOUNDATIONS FOR ECONOMIC OPPORTUNITY

PUBLIC ADMINISTRATION

Civil Registration (AFIDEP&GI)
Capacity of the Statistical System (AFIDEP&GI/ODW/V-DEM/WB)
Tax & Revenue Mobilisation (AfDB/UNU-WIDER/WB)
Budgetary & Financial Management (AfDB/WB)
Effective Administration (AfDB/AFIDEP&GI/V-DEM/WB)

BUSINESS & LABOUR ENVIRONMENT

Regional Integration (AfDB/AfDB&AUC/UNCTAD)
Economic Diversification (OEC/UNCTAD)
Business & Competition Regulations (AfDB/BS/WB)
Access to Banking Services (GSMA/IMF)
Labour Relations (AFIDEP&GI/WEF)
Secure Employment Opportunities (ILO/WB)

INFRASTRUCTURE

Transport Network (AfDB/WEF)
Access to Energy (WB/WHO)
Mobile Communications (ITU)
Internet & Computers (ITU/WB)
Shipping & Postal Network (UNCTAD/UPU)

RURAL ECONOMY

Rural Land & Water Access (IFAD)
Rural Market Access (IFAD)
Rural Economy Support (IFAD)
Rural Representation & Participation (IFAD)

HUMAN DEVELOPMENT

HUMAN DEVELOPMENT

HEALTH

Access to Healthcare (V-DEM/WHO)
Access to Water & Sanitation (WHO&UNICEF)
Control of Communicable Diseases (UNAIDS/WHO)
Control of Non-Communicable Diseases (IHME)
Child & Maternal Health (IGME/MMEIG/UNDESA/UNICEF&WHO&WB)
Compliance with International Health Regulations (IHR) (WHO)

EDUCATION

Equality in Education (V-DEM/UNESCO)
Education Enrolment (UNESCO)
Education Completion (UNESCO)
Human Resources in Education (UNESCO)
Education Quality (BS/WB/WEF)

SOCIAL PROTECTION & WELFARE

Social Safety Nets (AFIDEP&GI/BS)
Poverty Reduction Policies (AfDB/BS/WB)
Socioeconomic Inequality Mitigation (AfDB/FFP/WB/WID.World)
Decent Housing (CAHF/UN-Habitat&UNDESA)
Food Security (FAO)

SUSTAINABLE ENVIRONMENT

Promotion of Environmental Sustainability (AfDB/BS/WB)
Enforcement of Environmental Policies (WEF/WJP)
Air Quality (HEI&IHME)
Sustainable Use of Land & Forests (FAO/WB/WRI)
Land & Water Biodiversity Protection (ENACT/WB/Yale & Columbia)

Acronyms

ACLED	Armed Conflict Location & Event Data Project	UNAIDS	Joint United Nations Programme on HIV/AIDS
AfDB	African Development Bank	UNCTAD	United Nations Conference on Trade and Development
AFIDEP	African Institute for Development Policy	UNDESA	United Nations Department of Economic and Social Affairs
AUC	African Union Commission	UNESCO	United Nations Educational, Scientific and Cultural Organization
BS	Bertelsmann Stiftung	UN-Habitat	United Nations Human Settlements Programme
CAHF	Centre for Affordable Housing Finance in Africa	UNHCR	United Nations High Commissioner for Refugees
CDD-Ghana	Ghana Center for Democratic Development	UNICEF	United Nations Children's Fund
Columbia	Center for International Earth Science Information Network Earth Institute, Columbia University	UNU-WIDER	United Nations University - World Institute for Development Economics Research
DSP	Digital Society Project	UPU	Universal Postal Union
ENACT	ENACT Africa	V-DEM	Varieties of Democracy Institute
FAO	Food and Agriculture Organization of the United Nations	WB	World Bank
FFP	Fund for Peace	WEF	World Economic Forum
FH	Freedom House	WHO	World Health Organization
GI	Global Integrity	WID.World	World Inequality Database
GSMA	Global System for Mobile Communications	WJP	World Justice Project
HEI	Health Effects Institute	WRI	World Resources Institute
IBP	International Budget Partnership	Yale	Yale Center for Environmental Law & Policy
IDMC	Internal Displacement Monitoring Centre		
IFAD	International Fund for Agricultural Development		
IHME	Institute for Health Metrics and Evaluation		
ILO	International Labour Organization		
IMF	International Monetary Fund		
IPU	Inter-Parliamentary Union		
ITU	International Telecommunication Union		
ODW	Open Data Watch		
OEC	Observatory for Economic Complexity		
PTS	Political Terror Scale		
RSF	Reporters sans frontières (Reporters Without Borders)		
UCDP	Uppsala Conflict Data Program		
UN IGME	United Nations Inter-agency Group for Child Mortality Estimation		
UN MMEIG	United Nations Maternal Mortality Estimation Inter-agency Group		



mo.ibrahim.foundation

FB→ /MolbrahimFoundation

TW→ @Mo_IbrahimFdn #IIAG

IG→ moibrahimfoundation