

PROFILE:

MO IBRAHIM FOUNDATION
— 2022 IIAG

Djibouti

2012-2021
GOVERNANCE RESULTS



[mo.ibrahim.foundation](https://moibrahimfoundation.org)

FB→ /MolbrahimFoundation

TW→ @Mo_IbrahimFdn #IIAG

IG→ moibrahimfoundation

Table of Contents

2022 IIAG Framework	p.3
Reading the Results	p.6
Overall Governance: Scores, Ranks & Trends	p.7
Category Level: Scores & Trends	p.9
Sub-category Level: Scores & Trends	p.10
Indicator Level: Scores & Trends	p.12
Citizens' Voices: Scores & Trends	p.13
Country Info	p.14
Additional Data	p.15
2022 IIAG Scorecard	p.16
Sources	p.17
Acronyms	p.18

2022 IIAG Framework

Published since 2007, the Ibrahim Index of African Governance (IIAG) assesses governance performance in 54 African countries over the latest available 10-year period. The Mo Ibrahim Foundation defines governance as the provision of the political, social, economic and environmental public goods that every citizen has the right to expect from their state, and that a state has the responsibility to deliver to its citizens.

The 2022 IIAG covers ten years from 2012 to 2021. The data for the IIAG come from 47 sources, from which 265 variables, clustered into 81 indicators, are collected. All but four IIAG indicators are formed of more than one variable to provide a governance assessment supported by multiple proxy measurements.

The IIAG indicators are organised under 16 sub-categories and four categories - *Security & Rule of Law; Participation, Rights & Inclusion; Foundations for Economic Opportunity; Human Development* - that make up the *Overall Governance* score.

Including all the data from source as well as the composite scores calculated expressly for the IIAG, there are a total of 413 different measures of governance for any given country or group in any given data year across the ten years covered. These are made up of indicators that measure specific issues, such as *Executive Compliance with the Rule of Law*, which sits within the broader sub-category measure *Rule of Law & Justice*, which in turn is one part of the overarching category *Security & Rule of Law*. In total there are more than 220,000 data points in the 2022 IIAG dataset.

As citizens are the end recipients of public leadership and governance, measuring governance performance cannot rely on official and expert assessment data alone. For this reason, the IIAG is accompanied by a complementary dataset focused on Citizens' Voices to provide an assessment of Africa's citizens' perceptions of governance performance, composed of 36 public perception variables sourced from Afrobarometer.

2022 Ibrahim Index of African Governance (IIAG)



OVERALL GOVERNANCE



SECURITY & RULE OF LAW

Security & Safety

- Absence of Armed Conflict
- Absence of Violence against Civilians
- Absence of Forced Migration
- Absence of Human Trafficking & Forced Labour
- Absence of Crime

Rule of Law & Justice

- Executive Compliance with the Rule of Law
- Impartiality of the Judicial System
- Judicial Processes
- Equality before the Law
- Law Enforcement
- Property Rights

Accountability & Transparency

- Institutional Checks & Balances
- Absence of Undue Influence on Government
- Civic Checks & Balances
- Disclosure of Public Records
- Accessibility of Public Records

Anti-Corruption

- Anti-Corruption Mechanisms
- Absence of Corruption in State Institutions
- Absence of Corruption in the Public Sector
- Public Procurement Procedures
- Absence of Corruption in the Private Sector



PARTICIPATION, RIGHTS & INCLUSION

Participation

- Freedom of Association & Assembly
- Political Pluralism
- Civil Society Space
- Democratic Elections

Rights

- Personal Liberties
- Freedom of Expression & Belief
- Media Freedom
- Digital Rights
- Protection against Discrimination

Inclusion & Equality

- Equal Political Power
- Equal Political Representation
- Equal Civil Liberties
- Equal Socioeconomic Opportunity
- Equal Access to Public Services

Women's Equality

- Political Power & Representation of Women
- Equal Rights & Civil Liberties for Women
- Socioeconomic Opportunity for Women
- Equal Access to Public Services for Women
- Laws on Violence against Women

Citizens' Voices (CV)



PUBLIC PERCEPTION OF OVERALL GOVERNANCE

Public Perception of Security & Rule of Law

- Public Perception of Security & Safety
- Public Perception of the Rule of Law
- Public Perception of Accountability
- Public Perception of Anti-Corruption

Public Perception of Participation, Rights & Inclusion

- Public Perception of Elections & Freedom
- Public Perception of Inclusion & Equality
- Public Perception of Female Leadership



FOUNDATIONS FOR ECONOMIC OPPORTUNITY

Public Administration

- Civil Registration
- Capacity of the Statistical System
- Tax & Revenue Mobilisation
- Budgetary & Financial Management
- Effective Administration

Business & Labour Environment

- Regional Integration
- Economic Diversification
- Business & Competition Regulations
- Access to Banking Services
- Labour Relations
- Secure Employment Opportunities

Infrastructure

- Transport Network
- Access to Energy
- Mobile Communications
- Internet & Computers
- Shipping & Postal Network

Rural Economy

- Rural Land & Water Access
- Rural Market Access
- Rural Economy Support
- Rural Representation & Participation



HUMAN DEVELOPMENT

Health

- Access to Healthcare
- Access to Water & Sanitation
- Control of Communicable Diseases
- Control of Non-Communicable Diseases
- Child & Maternal Health
- Compliance with International Health Regulations

Education

- Equality in Education
- Education Enrolment
- Education Completion
- Human Resources in Education
- Education Quality

Social Protection & Welfare

- Social Safety Nets
- Poverty Reduction Policies
- Socioeconomic Inequality Mitigation
- Decent Housing
- Food Security

Sustainable Environment

- Promotion of Environmental Sustainability
- Enforcement of Environmental Policies
- Air Quality
- Sustainable Use of Land & Forests
- Land & Water Biodiversity Protection

Public Perception of Economic Opportunity Foundations

- Public Perception of Public Administration
- Satisfaction with Economic Opportunities
- Satisfaction with Infrastructure

Public Perception of Human Development

- Satisfaction with Health Provision
- Satisfaction with Education Provision
- Lived Poverty & Public Perception of Social Protection

Reading the Results

Scores and ranks

The IIAG scores quantify a country's performance for each governance measure each data year, expressed out of 100.0 (with 100.0 being always the best score). Rounded to one decimal point, scores are relative to each country's performance in relation to the other 54 African countries.

Ranks are calculated based on the respective scores and are expressed out of 54. When two or more countries have the same score, they share the same place in the ranking table (tied ranks).

10-year trends

The IIAG 10-year trends offer an additional layer of analysis to scores and ranks, as they quantify change in absolute score between the last and the first data years of the time series. The 2022 IIAG 10-year trends compare a country's performance for each governance measure in 2021 compared to 2012, offering an assessment of the change.

Trend classifications

Trend classifications are a third layer of analysis, complementing scores, ranks and 10-year trends. The IIAG trend classifications serve to assess the mid-period trend (2017-2021 in the 2022 IIAG) in relation to the 10-year trend (2012-2021). The comparison of mid-period and full period trends help identify early signs of the direction and pace of country trajectories - 'trends within trends'.

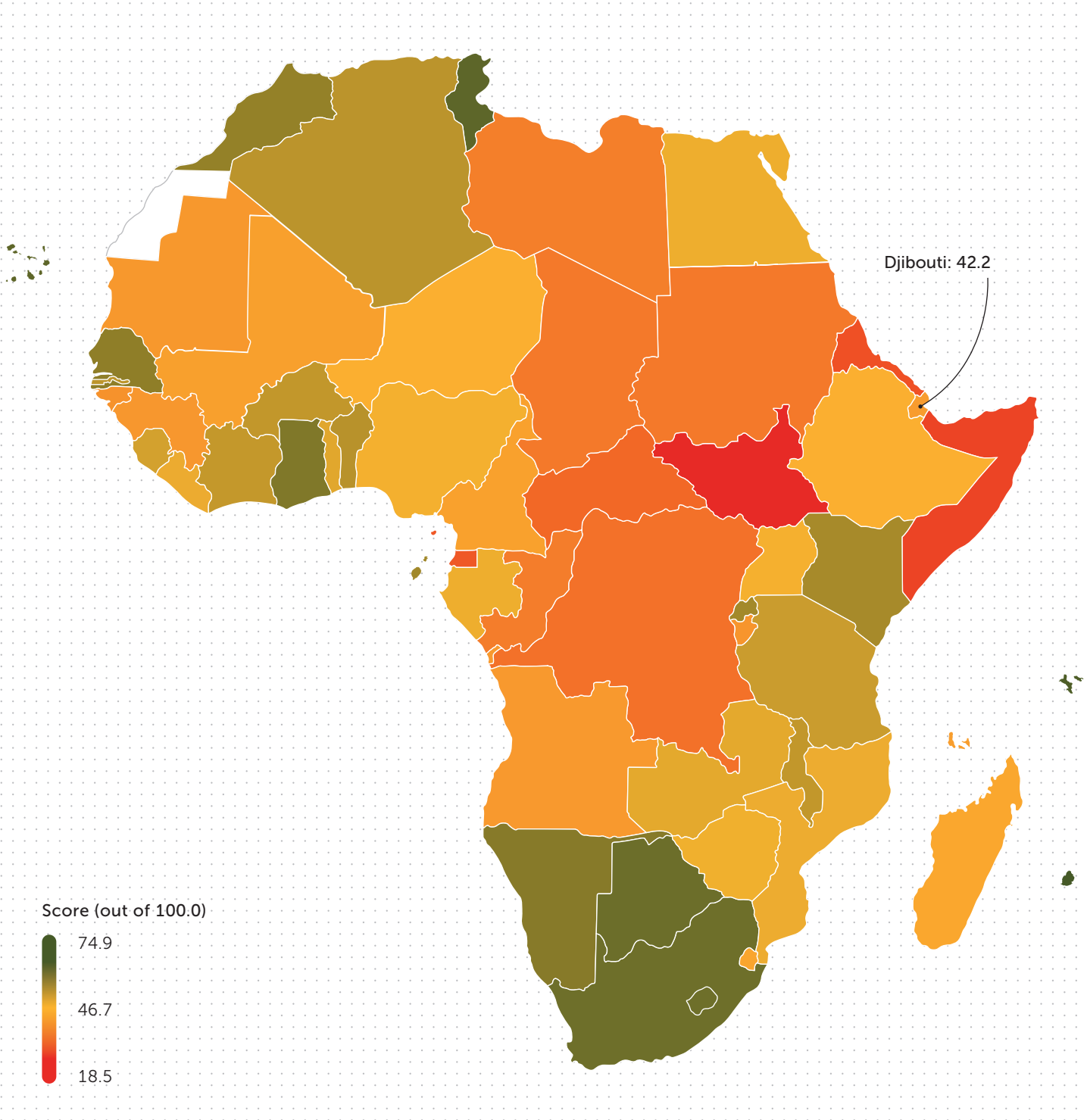
Trend Classification	Characteristic
Increasing Improvement	Score is better in 2021 compared to 2012, with the rate of improvement increasing since 2017
Slowing Improvement	Score is better in 2021 compared to 2012, but the rate of improvement is slowing since 2017
Warning Signs	Score is better/no change in 2021 compared to 2012, but showing decline since 2017
Bouncing Back	Score is worse/no change in 2021 compared to 2012, but showing progress since 2017
Slowing Deterioration	Score is worse in 2021 compared to 2012, but the rate of deterioration is slowing since 2017
Increasing Deterioration	Score is worse in 2021 compared to 2012, with the rate of deterioration increasing since 2017

Overall Governance: Scores, Ranks & Trends

With a score of 42.2 (out of 100.0), Djibouti ranks 39th (out of 54) in *Overall Governance* in 2021.

Score (2021)	42.2
Rank (2021)	39 th

African countries: *Overall Governance* scores (2021)



Overall Governance: Scores, Ranks & Trends

Djibouti's *Overall Governance* score has improved over the last decade (2012-2021) and has done so at an accelerated pace over the most recent five years (2017-2021).

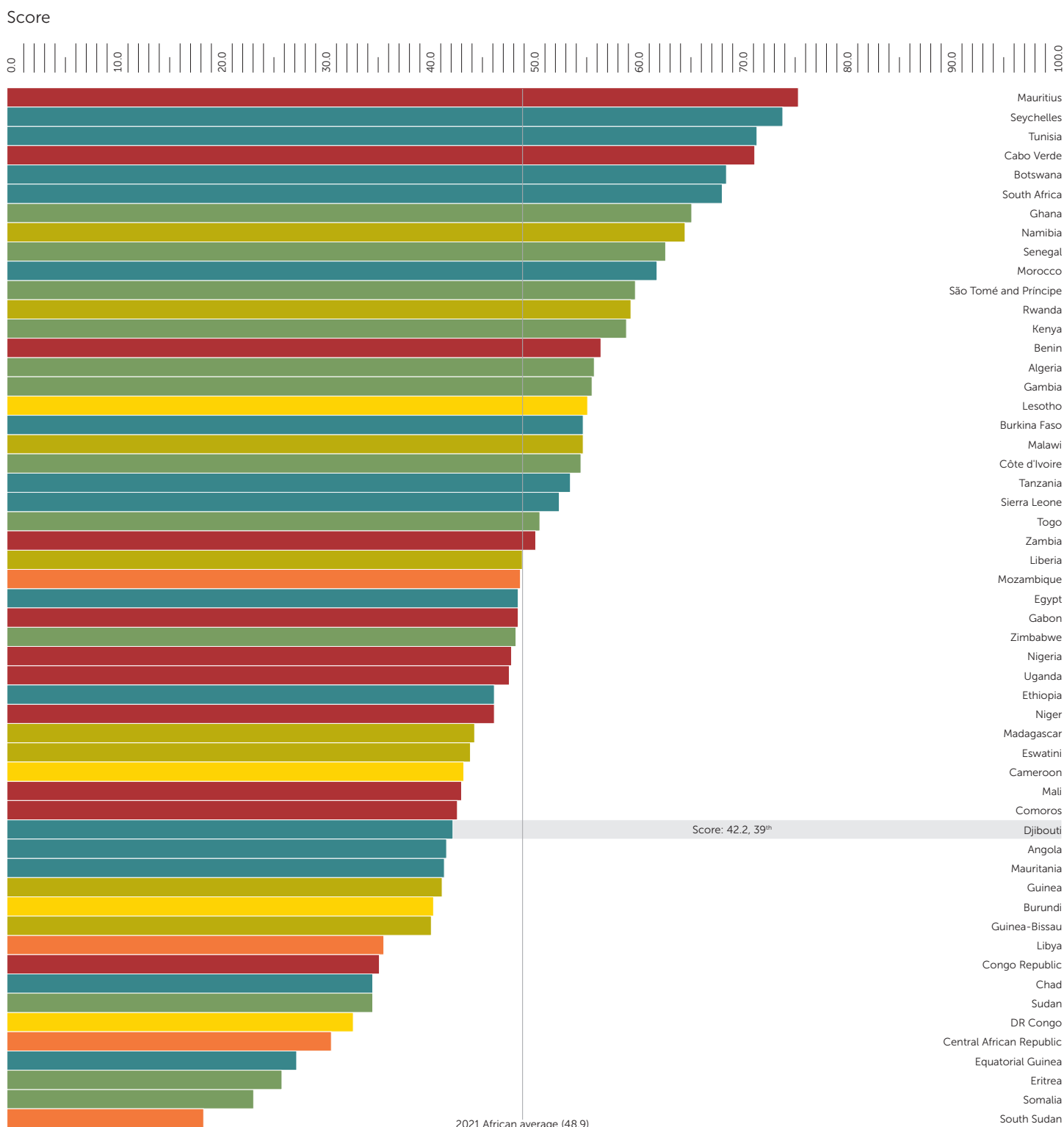
Trends	10-year trend (2012-2021)	5-year trend (2017-2021)
Score Change	+3.3	+2.5
Rank Change	+4	+3

Trend Classification: Increasing Improvement █

Trend classifications

- █ Increasing Improvement
- █ Bouncing Back
- █ Slowing Improvement
- █ Slowing Deterioration
- █ Warning Signs
- █ Increasing Deterioration

African countries: *Overall Governance* scores (2021) & trend classification (2012-2021)



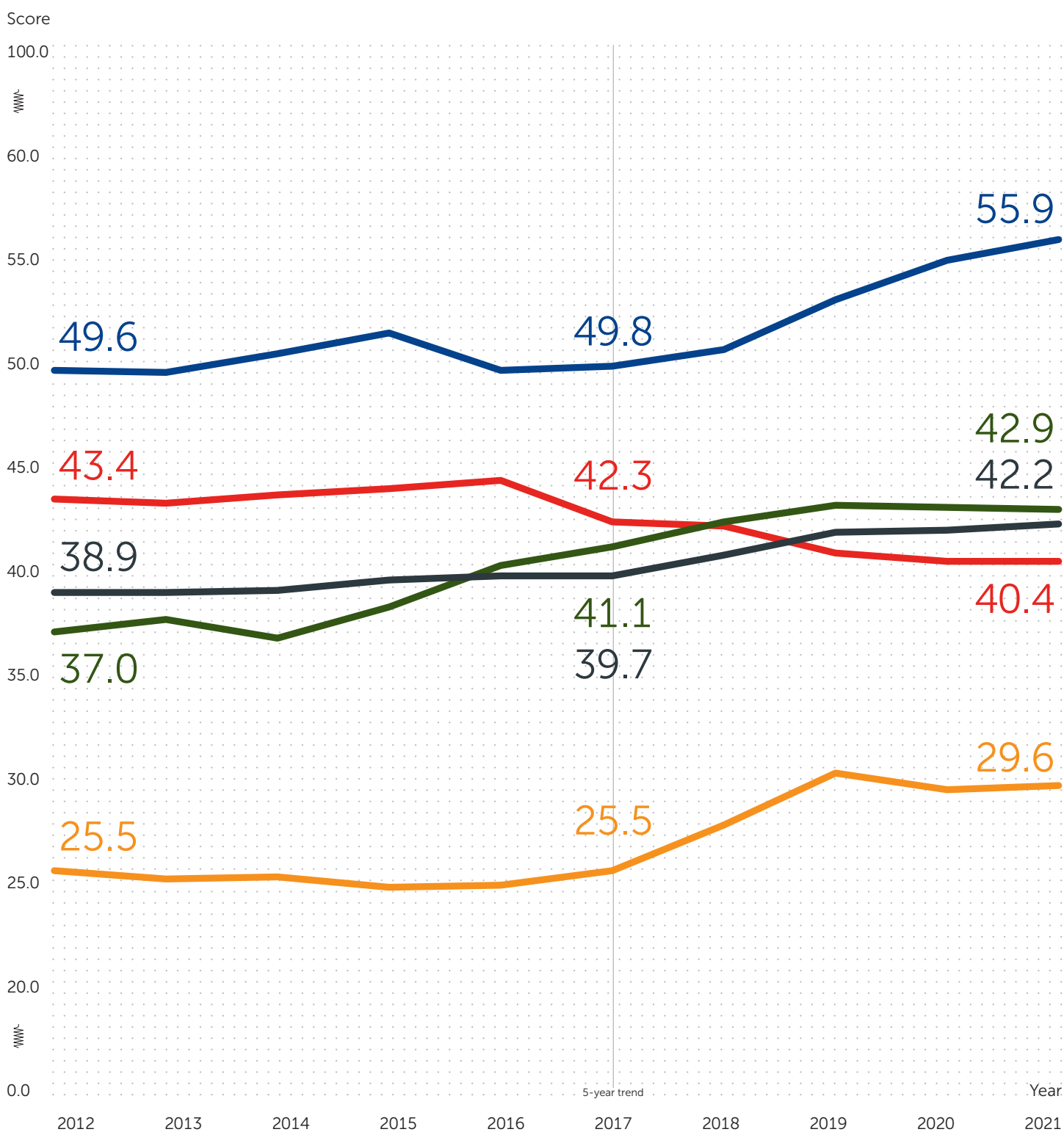
Category Level: Scores & Trends

Djibouti has improved in three out of four categories since 2012, namely *Participation, Rights & Inclusion*, *Foundations for Economic Opportunity* and *Human Development*. However, Djibouti has deteriorated in *Security & Rule of Law*, driven by decline in the sub-categories *Security & Safety* and *Accountability & Transparency* and *Anti-Corruption*.

IIAG categories

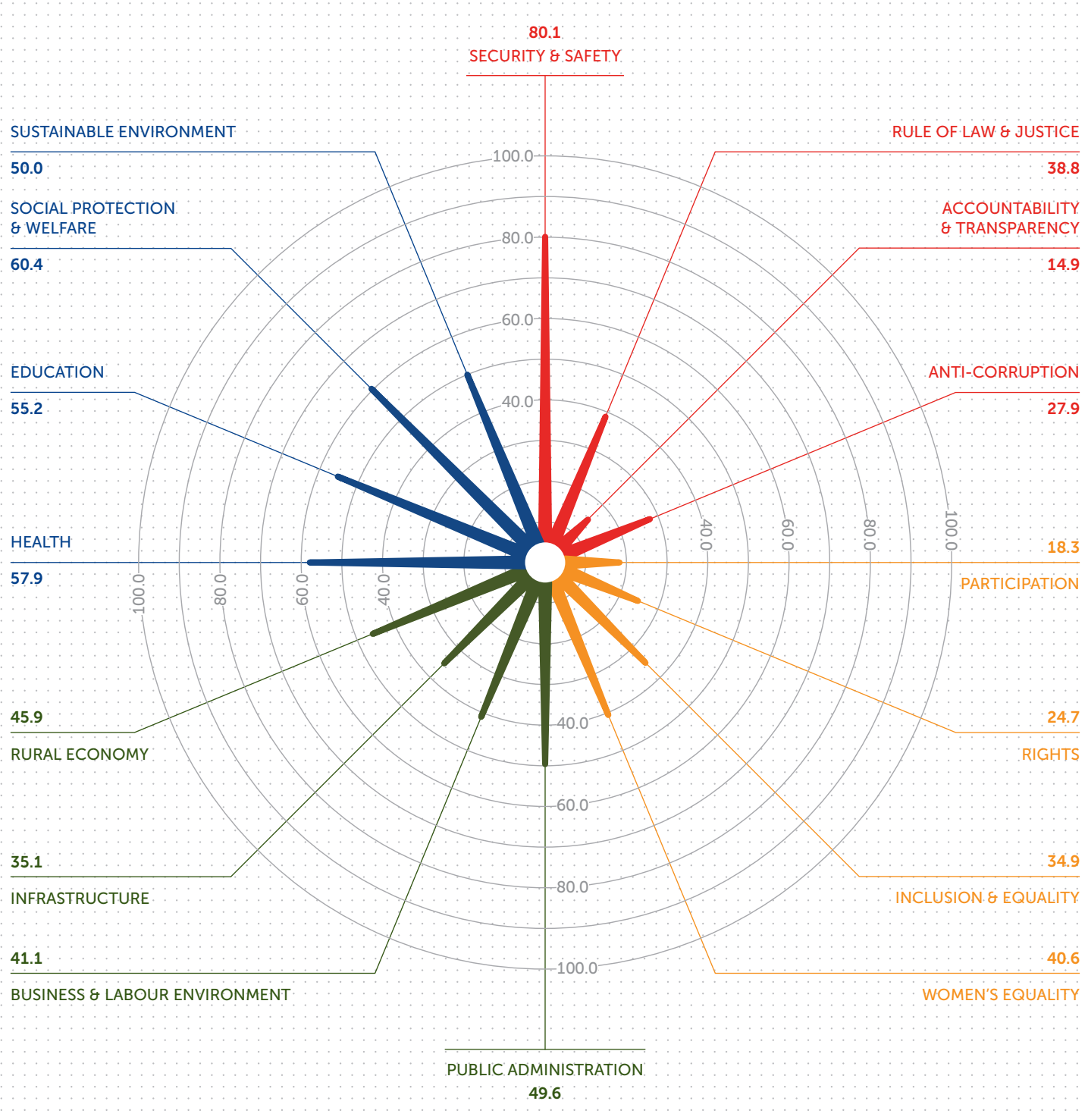
- Overall Governance
- Security & Rule of Law
- Participation, Rights & Inclusion
- Foundations for Economic Opportunity
- Human Development

Djibouti: Overall Governance and category scores (2012-2021)



Sub-category Level: Scores & Trends

Djibouti: sub-category scores (2021)



Sub-category Level: Scores & Trends

Djibouti has improved in 11 out of the 16 sub-categories since 2012. It has improved in all sub-categories of the *Human Development* category. The category to have seen the most sub-categories deteriorate is *Security & Rule of Law*. Djibouti scores above the continental average for three sub-categories and is among the bottom ten for four of the 16 sub-categories in 2021. It is also among the top ten for one sub-category in 2021.

Best scoring	Score (2021)
Security & Safety	80.1
Social Protection & Welfare	60.4
Health	57.9

Worst scoring	Score (2021)
Accountability & Transparency	14.9
Participation	18.3
Rights	24.7

Overall Governance drivers of change: sub-category trends (2012-2021)

Change driven by (2012-2021)

Sub-category	Trend	Score
Infrastructure	+15.4	35.1
Social Protection & Welfare	+15.0	60.4
Women's Equality	+14.7	40.6
Rural Economy	+8.7	45.9
Education	+8.3	55.2
Public Administration	+5.8	49.6
Rule of Law & Justice	+4.1	38.8
Participation	+3.4	18.3
Inclusion & Equality	+2.3	34.9
Health	+1.1	57.9
Sustainable Environment	+0.6	50.0

Change opposed by (2012-2021)

Sub-category	Trend	Score
Anti-Corruption	-9.3	27.9
Business & Labour Environment	-6.0	41.1
Accountability & Transparency	-4.1	14.9
Rights	-3.7	24.7
Security & Safety	-2.4	80.1

IIAG categories

- Security & Rule of Law
- Participation, Rights & Inclusion
- Foundations for Economic Opportunity
- Human Development

Indicator Level: Scores & Trends

Djibouti scores above the continental average for 26 of the 81 indicators. Djibouti received the lowest possible score of 0.0 for three indicators. Djibouti improved in 44 out of the 81 indicators across the IAG since 2012 and declined in 27. No change was registered in nine indicators.*

*Djibouti does not have data for one indicator.

IAG categories

- Security & Rule of Law
- Participation, Rights & Inclusion
- Foundations for Economic Opportunity
- Human Development

Best scoring & worst scoring indicators (2021)

Best scoring indicators (2021)

	Score (2021)	Rank (2021)	Sub-category	
Absence of Armed Conflict	99.2	25	Security & Safety	
Economic Diversification	99.0	1	Business & Labour Environment	
Absence of Forced Migration	96.2	33	Security & Safety	
Human Resources in Education	94.1	7	Education	
Air Quality	83.0	12	Sustainable Environment	
Absence of Violence against Civilians	80.0	32	Security & Safety	
Laws on Violence against Women	80.0	17	Women's Equality	
Decent Housing	79.2	5	Social Protection & Welfare	
Absence of Crime	77.8	7	Security & Safety	
Control of Non-Communicable Diseases	73.8	25	Health	

Worst scoring indicators (2021)

	Score (2021)	Rank (2021)	Sub-category	
Disclosure of Public Records	0.0	53	Accountability & Transparency	
Freedom of Association & Assembly	0.0	46	Participation	
Labour Relations	0.0	50	Business & Labour Environment	
Equal Access to Public Services for Women	3.4	54	Women's Equality	
Accessibility of Public Records	4.2	41	Accountability & Transparency	
Protection against Discrimination	8.3	28	Rights	
Access to Banking Services	9.4	42	Business & Labour Environment	
Rural Market Access	9.4	37	Rural Economy	
Anti-Corruption Mechanisms	9.5	46	Anti-Corruption	
Public Procurement Procedures	12.5	44	Anti-Corruption	

Most improved & most deteriorated indicators (2012-2021)

Most improved indicators (2012-2021)

	10-year trend	Score (2021)	Rank (2021)	Sub-category	
Laws on Violence against Women	+60.0	80.0	17	Women's Equality	
Decent Housing	+39.3	79.2	5	Social Protection & Welfare	
Mobile Communications	+33.4	50.2	41	Infrastructure	
Internet & Computers	+30.1	37.0	13	Infrastructure	
Law Enforcement	+25.0	25.0	41	Rule of Law & Justice	
Rural Representation & Participation	+22.8	49.5	37	Rural Economy	
Education Quality	+16.7	50.0	20	Education	
Human Resources in Education	+16.6	94.1	7	Education	
Social Safety Nets	+16.6	57.7	7	Social Protection & Welfare	
Political Power & Representation of Women*	+14.4	60.9	10	Women's Equality	

Most deteriorated indicators (2012-2021)

	10-year trend	Score (2021)	Rank (2021)	Sub-category	
Labour Relations	-25.0	0.0	50	Business & Labour Environment	
Public Procurement Procedures	-25.0	12.5	44	Anti-Corruption	
Regional Integration	-20.1	32.2	36	Business & Labour Environment	
Absence of Corruption in the Private Sector	-20.0	40.0	25	Anti-Corruption	
Digital Rights	-17.6	24.5	48	Rights	
Disclosure of Public Records	-12.5	0.0	53	Accountability & Transparency	
Equality in Education	-9.7	38.0	37	Education	
Absence of Undue Influence on Government	-8.1	14.9	42	Accountability & Transparency	
Compliance with International Health Regulations (IHR)	-7.9	27.6	50	Health	
Absence of Violence against Civilians	-7.3	80.0	32	Security & Safety	


* One other indicator shares this trend, namely *Rural Land & Water Access*.

Citizens' Voices: Scores & Trends

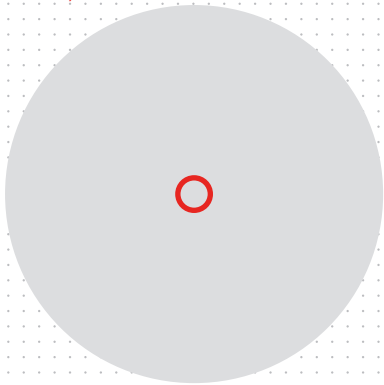
Citizens' Voices (CV) acts as a parallel index that complements the IAG results with citizens' perceptions and satisfaction with public services. CV mirrors the IAG categories and provides public perception data on the closest proxies to the IAG measures.

All the raw data in the CV complementary dataset is sourced from Afrobarometer. There is no CV data for Djibouti.

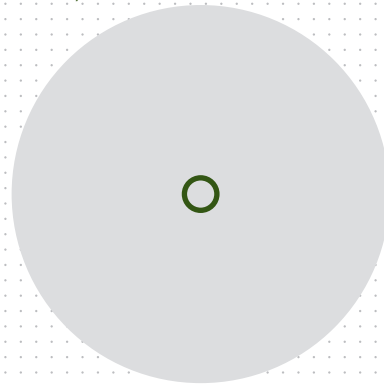
Public Perception of Overall Governance
(2012-2021)




Public Perception of Security & Rule of Law
(2012-2021)



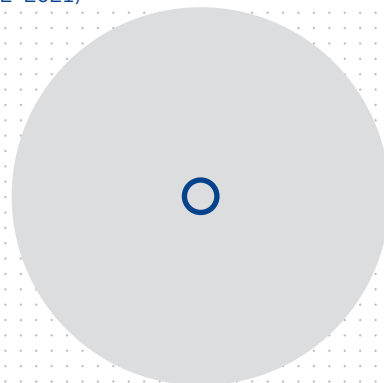
Public Perception of Economic Opportunity Foundations
(2012-2021)



Public Perception of Participation, Rights & Inclusion
(2012-2021)



Public Perception of Human Development
(2012-2021)



Country Info

Region

Eastern Africa

Geography

Coastal

REC Membership(s)

**Common Market for Eastern
and Southern Africa (COMESA)**

**Community of Sahel-Saharan
States (CEN-SAD)**

**Intergovernmental Authority
on Development (IGAD)**

Leadership (2012-2021)

**President Ismaïl Omar Guelleh
(1999-)**

Additional Data

Measure	Value	Unit
Demographic data		
Population	1.1	millions
Urban population	78.2	% of total population
Economic data		
GDP	3.4	current USD (billions)
GDP growth	+4.3	annual %
GDP per capita	3363.7	current USD
GDP per capita, PPP	5925.8	current international \$
GNI	3.3	current USD (billions)
GNI growth	+1.1*	annual %
GNI per capita, PPP	5740.0	current international \$
Total Trade	223.1*	% of GDP
Unemployment rate (15+)	28.4	% of working-age population
Youth Unemployment Rate (15-24)	79.9	% of working age population
Financial data		
Central Government Debt	40.9*	% of GDP
ODA	256.1*	current USD (millions)
ODA	8.3*	% of GNI
FDI	5.0*	% of GDP

* If 2021 data unavailable, latest available data is displayed.

2022 IIAG Scorecard

OVERALL GOVERNANCE

2021 SCORE/100	2021 RANK/54	TREND 2012-2021
42.2	39 th	+3.3

TREND CLASSIFICATION KEY

■ Increasing Improvement	■ Bouncing Back	■ No Change
■ Slowing Improvement	■ Slowing Deterioration	■ Not Classified
■ Warning Signs	■ Increasing Deterioration	

SECURITY & RULE OF LAW

	SCORE/100 2021	RANK/54 2021	TREND 2012-2021
SECURITY & RULE OF LAW	40.4	39	-3.0
SECURITY & SAFETY	80.1	27	-2.4
Absence of Armed Conflict	99.2	25	-0.7
Absence of Violence against Civilians	80.0	32	-7.3
Absence of Forced Migration	96.2	33	-2.8
Absence of Human Trafficking & Forced Labour	47.3	40	+0.0
Absence of Crime	77.8	7	-1.5
RULE OF LAW & JUSTICE	38.8	36	+4.1
Executive Compliance with the Rule of Law	25.5	51	+0.4
Impartiality of the Judicial System	29.9	40	-3.2
Judicial Processes	65.4	11	+2.0
Equality before the Law	33.3	33	+0.0
Law Enforcement	25.0	41	+25.0
Property Rights	53.5	33	+0.0
ACCOUNTABILITY & TRANSPARENCY	14.9	50	-4.1
Institutional Checks & Balances	23.2	44	+0.7
Absence of Undue Influence on Government	14.9	42	-8.1
Civic Checks & Balances	32.2	46	-0.8
Disclosure of Public Records	0.0	53	-12.5
Accessibility of Public Records	4.2	41	+0.0
ANTI-CORRUPTION	27.9	38	-9.3
Anti-Corruption Mechanisms	9.5	46	+0.0
Absence of Corruption in State Institutions	41.4	30	+1.6
Absence of Corruption in the Public Sector	36.1	32	-3.3
Public Procurement Procedures	12.5	44	-25.0
Absence of Corruption in the Private Sector	40.0	25	-20.0

FOUNDATIONS FOR ECONOMIC OPPORTUNITY

	SCORE/100 2021	RANK/54 2021	TREND 2012-2021
FOUNDATIONS FOR ECONOMIC OPPORTUNITY	42.9	38	+5.9
PUBLIC ADMINISTRATION	49.6	32	+5.8
Civil Registration	62.5	24	+0.0
Capacity of the Statistical System	37.2	37	+10.1
Tax & Revenue Mobilisation	43.4	28	-4.4
Budgetary & Financial Management	55.0	23	+12.8
Effective Administration	50.1	26	+10.9
BUSINESS & LABOUR ENVIRONMENT	41.1	37	-6.0
Regional Integration	32.2	36	-20.1
Economic Diversification	99.0	1	+0.7
Business & Competition Regulations	35.0	45	-2.5
Access to Banking Services	9.4	42	+5.2
Labour Relations	0.0	50	-25.0
Secure Employment Opportunities	71.0	13	+5.3
INFRASTRUCTURE	35.1	26	+15.4
Transport Network	16.9	44	-1.2
Access to Energy	35.1	28	+4.9
Mobile Communications	50.2	41	+33.4
Internet & Computers	37.0	13	+30.1
Shipping & Postal Network	36.4	14	+9.9
RURAL ECONOMY	45.9	38	+8.7
Rural Land & Water Access	73.3	11	+14.4
Rural Market Access	9.4	37	-6.3
Rural Economy Support	51.5	33	+3.9
Rural Representation & Participation	49.5	37	+22.8

PARTICIPATION, RIGHTS & INCLUSION

	SCORE/100 2021	RANK/54 2021	TREND 2012-2021
PARTICIPATION, RIGHTS & INCLUSION	29.6	46	+4.1
PARTICIPATION	18.3	46	+3.4
Freedom of Association & Assembly	0.0	46	+0.0
Political Pluralism	20.3	48	+6.2
Civil Society Space	32.2	39	+1.0
Democratic Elections	20.6	40	+6.3
RIGHTS	24.7	47	-3.7
Personal Liberties	25.1	40	-3.8
Freedom of Expression & Belief	45.9	37	-0.3
Media Freedom	19.6	53	-5.4
Digital Rights	24.5	48	-17.6
Protection against Discrimination	8.3	28	+8.3
INCLUSION & EQUALITY	34.9	42	+2.3
Equal Political Power	29.9	41	+4.0
Equal Political Representation	37.0	31	+3.3
Equal Civil Liberties	45.2	43	-6.4
Equal Socioeconomic Opportunity	35.5	38	+8.0
Equal Access to Public Services	26.6	37	+2.1
WOMEN'S EQUALITY	40.6	44	+14.7
Political Power & Representation of Women	60.9	10	+14.4
Equal Rights & Civil Liberties for Women	30.7	52	-0.9
Socioeconomic Opportunity for Women	27.9	46	+0.0
Equal Access to Public Services for Women	3.4	54	+0.0
Laws on Violence against Women	80.0	17	+60.0

HUMAN DEVELOPMENT

	SCORE/100 2021	RANK/54 2021	TREND 2012-2021
HUMAN DEVELOPMENT	55.9	18	+6.3
HEALTH	57.9	26	+1.1
Access to Healthcare	57.5	18	+5.3
Access to Water & Sanitation	66.6	12	+3.3
Control of Communicable Diseases	66.1	39	+3.4
Control of Non-Communicable Diseases	73.8	25	-2.4
Child & Maternal Health	55.6	33	+4.6
Compliance with International Health Regulations (IHR)	27.6	50	-7.9
EDUCATION	55.2	20	+8.3
Equality in Education	38.0	37	-9.7
Education Enrolment	20.9	42	+7.0
Education Completion	72.8	8	+10.8
Human Resources in Education	94.1	7	+16.6
Education Quality	50.0	20	+16.7
SOCIAL PROTECTION & WELFARE	60.4	8	+15.0
Social Safety Nets	57.7	7	+16.6
Poverty Reduction Policies	47.8	23	+1.7
Socioeconomic Inequality Mitigation	44.5	30	+4.2
Decent Housing	79.2	5	+39.3
Food Security	72.8	15	+12.9
SUSTAINABLE ENVIRONMENT	50.0	37	+0.6
Promotion of Environmental Sustainability	36.1	42	-5.6
Enforcement of Environmental Policies	.	.	-
Air Quality	83.0	12	+5.0
Sustainable Use of Land & Forests	52.4	38	+1.6
Land & Water Biodiversity Protection	28.6	47	+1.7

Sources

SECURITY & RULE OF LAW

SECURITY & RULE OF LAW

SECURITY & SAFETY

Absence of Armed Conflict (ACLED/UCDP)
Absence of Violence against Civilians (ACLED/PTS)
Absence of Forced Migration (IDMC/UNHCR)
Absence of Human Trafficking & Forced Labour (ENACT/V-DEM)
Absence of Crime (ENACT/WHO)

RULE OF LAW & JUSTICE

Executive Compliance with the Rule of Law (V-DEM/WJP)
Impartiality of the Judicial System (AFIDEP&GI/V-DEM)
Judicial Processes (V-DEM/WJP)
Equality before the Law (FH/WJP)
Law Enforcement (AFIDEP&GI/WEF/WJP)
Property Rights (BS/V-DEM/WJP)

ACCOUNTABILITY & TRANSPARENCY

Institutional Checks & Balances (BS/V-DEM/WJP)
Absence of Undue Influence on Government (BS/FH/V-DEM)
Civic Checks & Balances (BS/V-DEM/WJP)
Disclosure of Public Records (AFIDEP&GI/IBP/WJP)
Accessibility of Public Records (AFIDEP&GI/WJP)

ANTI-CORRUPTION

Anti-Corruption Mechanisms (AFIDEP&GI/BS)
Absence of Corruption in State Institutions (V-DEM/WJP)
Absence of Corruption in the Public Sector (V-DEM/WEF/WJP)
Public Procurement Procedures (AFIDEP&GI/WJP)
Absence of Corruption in the Private Sector (WB/WEF)

PARTICIPATION, RIGHTS & INCLUSION

PARTICIPATION, RIGHTS & INCLUSION

PARTICIPATION

Freedom of Association & Assembly (AFIDEP&GI/FH)
Political Pluralism (AFIDEP&GI/V-DEM)
Civil Society Space (AFIDEP&GI/V-DEM)
Democratic Elections (AFIDEP&GI/CDD-Ghana/V-DEM)

RIGHTS

Personal Liberties (FH/V-DEM/WJP)
Freedom of Expression & Belief (FH/V-DEM/WJP)
Media Freedom (AFIDEP&GI/V-DEM/RSF)
Digital Rights (AFIDEP&GI/DSP&V-DEM/V-DEM)
Protection against Discrimination (AFIDEP&GI)

INCLUSION & EQUALITY

Equal Political Power (V-DEM)
Equal Political Representation (FH/IPU/V-DEM)
Equal Civil Liberties (V-DEM)
Equal Socioeconomic Opportunity (AFIDEP&GI/V-DEM)
Equal Access to Public Services (V-DEM)

WOMEN'S EQUALITY

Political Power & Representation of Women (AFIDEP&GI/IPU/V-DEM)
Equal Rights & Civil Liberties for Women (V-DEM/WB)
Socioeconomic Opportunity for Women (AFIDEP&GI/V-DEM)
Equal Access to Public Services for Women (V-DEM)
Laws on Violence against Women (WB)

FOUNDATIONS FOR ECONOMIC OPPORTUNITY

FOUNDATIONS FOR ECONOMIC OPPORTUNITY

PUBLIC ADMINISTRATION

Civil Registration (AFIDEP&GI)
Capacity of the Statistical System (AFIDEP&GI/ODW/V-DEM/WB)
Tax & Revenue Mobilisation (AfDB/UNU-WIDER/WB)
Budgetary & Financial Management (AfDB/WB)
Effective Administration (AfDB/AFIDEP&GI/V-DEM/WB)

BUSINESS & LABOUR ENVIRONMENT

Regional Integration (AfDB/AfDB&AUC/UNCTAD)
Economic Diversification (OEC/UNCTAD)
Business & Competition Regulations (AfDB/BS/WB)
Access to Banking Services (GSMA/IMF)
Labour Relations (AFIDEP&GI/WEF)
Secure Employment Opportunities (ILO/WB)

INFRASTRUCTURE

Transport Network (AfDB/WEF)
Access to Energy (WB/WHO)
Mobile Communications (ITU)
Internet & Computers (ITU/WB)
Shipping & Postal Network (UNCTAD/UPU)

RURAL ECONOMY

Rural Land & Water Access (IFAD)
Rural Market Access (IFAD)
Rural Economy Support (IFAD)
Rural Representation & Participation (IFAD)

HUMAN DEVELOPMENT

HUMAN DEVELOPMENT

HEALTH

Access to Healthcare (V-DEM/WHO)
Access to Water & Sanitation (WHO&UNICEF)
Control of Communicable Diseases (UNAIDS/WHO)
Control of Non-Communicable Diseases (IHME)
Child & Maternal Health (IGME/MMEIG/UNDESA/UNICEF&WHO&WB)
Compliance with International Health Regulations (IHR) (WHO)

EDUCATION

Equality in Education (V-DEM/UNESCO)
Education Enrolment (UNESCO)
Education Completion (UNESCO)
Human Resources in Education (UNESCO)
Education Quality (BS/WB/WEF)

SOCIAL PROTECTION & WELFARE

Social Safety Nets (AFIDEP&GI/BS)
Poverty Reduction Policies (AfDB/BS/WB)
Socioeconomic Inequality Mitigation (AfDB/FFP/WB/WID.World)
Decent Housing (CAHF/UN-Habitat&UNDESA)
Food Security (FAO)

SUSTAINABLE ENVIRONMENT

Promotion of Environmental Sustainability (AfDB/BS/WB)
Enforcement of Environmental Policies (WEF/WJP)
Air Quality (HEI&IHME)
Sustainable Use of Land & Forests (FAO/WB/WRI)
Land & Water Biodiversity Protection (ENACT/WB/Yale & Columbia)

Acronyms

ACLED	Armed Conflict Location & Event Data Project	UNAIDS	Joint United Nations Programme on HIV/AIDS
AfDB	African Development Bank	UNCTAD	United Nations Conference on Trade and Development
AFIDEP	African Institute for Development Policy	UNDESA	United Nations Department of Economic and Social Affairs
AUC	African Union Commission	UNESCO	United Nations Educational, Scientific and Cultural Organization
BS	Bertelsmann Stiftung	UN-Habitat	United Nations Human Settlements Programme
CAHF	Centre for Affordable Housing Finance in Africa	UNHCR	United Nations High Commissioner for Refugees
CDD-Ghana	Ghana Center for Democratic Development	UNICEF	United Nations Children's Fund
Columbia	Center for International Earth Science Information Network Earth Institute, Columbia University	UNU-WIDER	United Nations University - World Institute for Development Economics Research
DSP	Digital Society Project	UPU	Universal Postal Union
ENACT	ENACT Africa	V-DEM	Varieties of Democracy Institute
FAO	Food and Agriculture Organization of the United Nations	WB	World Bank
FFP	Fund for Peace	WEF	World Economic Forum
FH	Freedom House	WHO	World Health Organization
GI	Global Integrity	WID.World	World Inequality Database
GSMA	Global System for Mobile Communications	WJP	World Justice Project
HEI	Health Effects Institute	WRI	World Resources Institute
IBP	International Budget Partnership	Yale	Yale Center for Environmental Law & Policy
IDMC	Internal Displacement Monitoring Centre		
IFAD	International Fund for Agricultural Development		
IHME	Institute for Health Metrics and Evaluation		
ILO	International Labour Organization		
IMF	International Monetary Fund		
IPU	Inter-Parliamentary Union		
ITU	International Telecommunication Union		
ODW	Open Data Watch		
OEC	Observatory for Economic Complexity		
PTS	Political Terror Scale		
RSF	Reporters sans frontières (Reporters Without Borders)		
UCDP	Uppsala Conflict Data Program		
UN IGME	United Nations Inter-agency Group for Child Mortality Estimation		
UN MMEIG	United Nations Maternal Mortality Estimation Inter-agency Group		



mo.ibrahim.foundation

FB→ /MolbrahimFoundation

TW→ @Mo_IbrahimFdn #IIAG

IG→ moibrahimfoundation