

PROFILE:

MO IBRAHIM FOUNDATION
— 2022 IIAG

Malawi

2012-2021
GOVERNANCE RESULTS



[mo.ibrahim.foundation](https://moibrahimfoundation.org)

FB→ /MolbrahimFoundation

TW→ @Mo_IbrahimFdn #IIAG

IG→ moibrahimfoundation

Table of Contents

2022 IIAG Framework	p.3
Reading the Results	p.6
Overall Governance: Scores, Ranks & Trends	p.7
Category Level: Scores & Trends	p.9
Sub-category Level: Scores & Trends	p.10
Indicator Level: Scores & Trends	p.12
Citizens' Voices: Scores & Trends	p.13
Country Info	p.14
Additional Data	p.15
2022 IIAG Scorecard	p.16
Sources	p.17
Acronyms	p.18

2022 IIAG Framework

Published since 2007, the Ibrahim Index of African Governance (IIAG) assesses governance performance in 54 African countries over the latest available 10-year period. The Mo Ibrahim Foundation defines governance as the provision of the political, social, economic and environmental public goods that every citizen has the right to expect from their state, and that a state has the responsibility to deliver to its citizens.

The 2022 IIAG covers ten years from 2012 to 2021. The data for the IIAG come from 47 sources, from which 265 variables, clustered into 81 indicators, are collected. All but four IIAG indicators are formed of more than one variable to provide a governance assessment supported by multiple proxy measurements.

The IIAG indicators are organised under 16 sub-categories and four categories - *Security & Rule of Law; Participation, Rights & Inclusion; Foundations for Economic Opportunity; Human Development* - that make up the *Overall Governance* score.

Including all the data from source as well as the composite scores calculated expressly for the IIAG, there are a total of 413 different measures of governance for any given country or group in any given data year across the ten years covered. These are made up of indicators that measure specific issues, such as *Executive Compliance with the Rule of Law*, which sits within the broader sub-category measure *Rule of Law & Justice*, which in turn is one part of the overarching category *Security & Rule of Law*. In total there are more than 220,000 data points in the 2022 IIAG dataset.

As citizens are the end recipients of public leadership and governance, measuring governance performance cannot rely on official and expert assessment data alone. For this reason, the IIAG is accompanied by a complementary dataset focused on Citizens' Voices to provide an assessment of Africa's citizens' perceptions of governance performance, composed of 36 public perception variables sourced from Afrobarometer.

2022 Ibrahim Index of African Governance (IIAG)



OVERALL GOVERNANCE



SECURITY & RULE OF LAW

Security & Safety

- Absence of Armed Conflict
- Absence of Violence against Civilians
- Absence of Forced Migration
- Absence of Human Trafficking & Forced Labour
- Absence of Crime

Rule of Law & Justice

- Executive Compliance with the Rule of Law
- Impartiality of the Judicial System
- Judicial Processes
- Equality before the Law
- Law Enforcement
- Property Rights

Accountability & Transparency

- Institutional Checks & Balances
- Absence of Undue Influence on Government
- Civic Checks & Balances
- Disclosure of Public Records
- Accessibility of Public Records

Anti-Corruption

- Anti-Corruption Mechanisms
- Absence of Corruption in State Institutions
- Absence of Corruption in the Public Sector
- Public Procurement Procedures
- Absence of Corruption in the Private Sector



PARTICIPATION, RIGHTS & INCLUSION

Participation

- Freedom of Association & Assembly
- Political Pluralism
- Civil Society Space
- Democratic Elections

Rights

- Personal Liberties
- Freedom of Expression & Belief
- Media Freedom
- Digital Rights
- Protection against Discrimination

Inclusion & Equality

- Equal Political Power
- Equal Political Representation
- Equal Civil Liberties
- Equal Socioeconomic Opportunity
- Equal Access to Public Services

Women's Equality

- Political Power & Representation of Women
- Equal Rights & Civil Liberties for Women
- Socioeconomic Opportunity for Women
- Equal Access to Public Services for Women
- Laws on Violence against Women

Citizens' Voices (CV)



PUBLIC PERCEPTION OF OVERALL GOVERNANCE

Public Perception of Security & Rule of Law

- Public Perception of Security & Safety
- Public Perception of the Rule of Law
- Public Perception of Accountability
- Public Perception of Anti-Corruption

Public Perception of Participation, Rights & Inclusion

- Public Perception of Elections & Freedom
- Public Perception of Inclusion & Equality
- Public Perception of Female Leadership



FOUNDATIONS FOR ECONOMIC OPPORTUNITY

Public Administration

- Civil Registration
- Capacity of the Statistical System
- Tax & Revenue Mobilisation
- Budgetary & Financial Management
- Effective Administration

Business & Labour Environment

- Regional Integration
- Economic Diversification
- Business & Competition Regulations
- Access to Banking Services
- Labour Relations
- Secure Employment Opportunities

Infrastructure

- Transport Network
- Access to Energy
- Mobile Communications
- Internet & Computers
- Shipping & Postal Network

Rural Economy

- Rural Land & Water Access
- Rural Market Access
- Rural Economy Support
- Rural Representation & Participation



HUMAN DEVELOPMENT

Health

- Access to Healthcare
- Access to Water & Sanitation
- Control of Communicable Diseases
- Control of Non-Communicable Diseases
- Child & Maternal Health
- Compliance with International Health Regulations

Education

- Equality in Education
- Education Enrolment
- Education Completion
- Human Resources in Education
- Education Quality

Social Protection & Welfare

- Social Safety Nets
- Poverty Reduction Policies
- Socioeconomic Inequality Mitigation
- Decent Housing
- Food Security

Sustainable Environment

- Promotion of Environmental Sustainability
- Enforcement of Environmental Policies
- Air Quality
- Sustainable Use of Land & Forests
- Land & Water Biodiversity Protection

Public Perception of Economic Opportunity Foundations

- Public Perception of Public Administration
- Satisfaction with Economic Opportunities
- Satisfaction with Infrastructure

Public Perception of Human Development

- Satisfaction with Health Provision
- Satisfaction with Education Provision
- Lived Poverty & Public Perception of Social Protection

Reading the Results

Scores and ranks

The IIAG scores quantify a country's performance for each governance measure each data year, expressed out of 100.0 (with 100.0 being always the best score). Rounded to one decimal point, scores are relative to each country's performance in relation to the other 54 African countries.

Ranks are calculated based on the respective scores and are expressed out of 54. When two or more countries have the same score, they share the same place in the ranking table (tied ranks).

10-year trends

The IIAG 10-year trends offer an additional layer of analysis to scores and ranks, as they quantify change in absolute score between the last and the first data years of the time series. The 2022 IIAG 10-year trends compare a country's performance for each governance measure in 2021 compared to 2012, offering an assessment of the change.

Trend classifications

Trend classifications are a third layer of analysis, complementing scores, ranks and 10-year trends. The IIAG trend classifications serve to assess the mid-period trend (2017-2021 in the 2022 IIAG) in relation to the 10-year trend (2012-2021). The comparison of mid-period and full period trends help identify early signs of the direction and pace of country trajectories - 'trends within trends'.

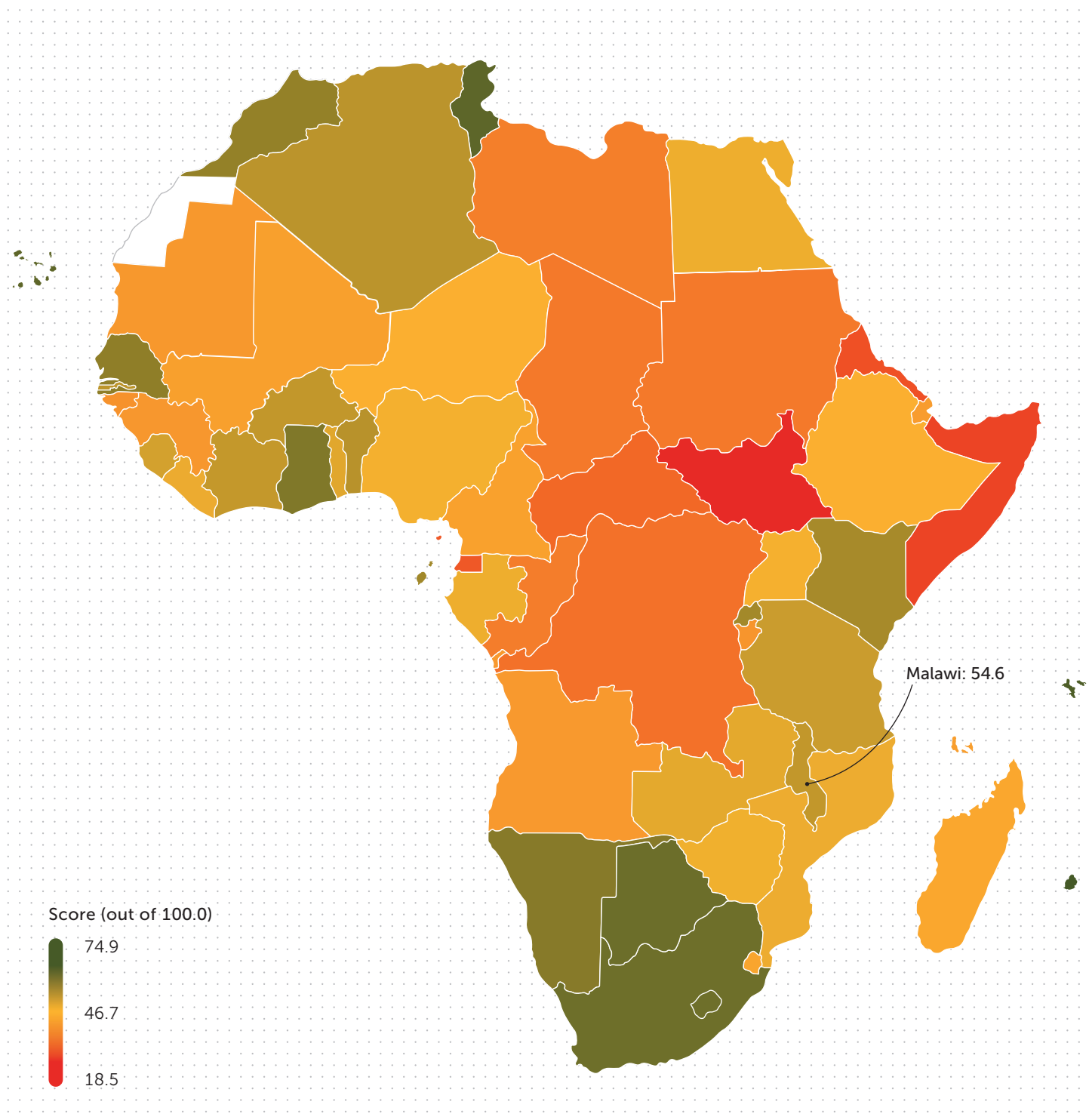
Trend Classification	Characteristic
Increasing Improvement	Score is better in 2021 compared to 2012, with the rate of improvement increasing since 2017
Slowing Improvement	Score is better in 2021 compared to 2012, but the rate of improvement is slowing since 2017
Warning Signs	Score is better/no change in 2021 compared to 2012, but showing decline since 2017
Bouncing Back	Score is worse/no change in 2021 compared to 2012, but showing progress since 2017
Slowing Deterioration	Score is worse in 2021 compared to 2012, but the rate of deterioration is slowing since 2017
Increasing Deterioration	Score is worse in 2021 compared to 2012, with the rate of deterioration increasing since 2017

Overall Governance: Scores, Ranks & Trends

With a score of 54.6 (out of 100.0), Malawi ranks 18th (out of 54) in *Overall Governance* in 2021.

Score (2021)	54.6
Rank (2021)	18 th

African countries: *Overall Governance* scores (2021)



Overall Governance: Scores, Ranks & Trends

Malawi's *Overall Governance* score has improved over the last decade (2012-2021) and has done so at an accelerated pace over the most recent five years (2017-2021).

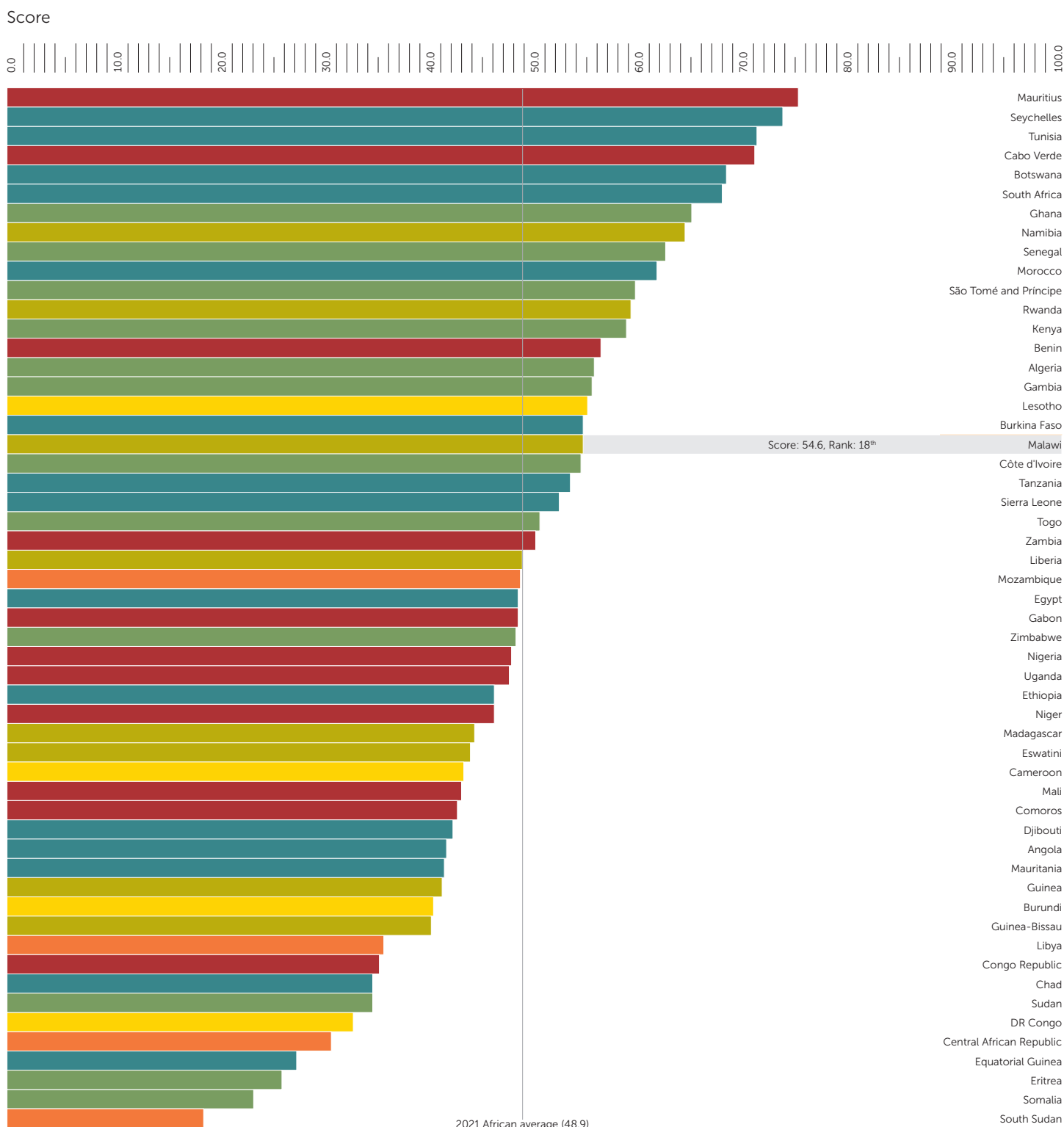
Trends	10-year trend (2012-2021)	5-year trend (2017-2021)
Score Change	+1.4	+0.7
Rank Change	No Change	No Change

Trend Classification Increasing Improvement █

Trend classifications

- █ Increasing Improvement
- █ Bouncing Back
- █ Slowing Improvement
- █ Slowing Deterioration
- █ Warning Signs
- █ Increasing Deterioration

African countries: *Overall Governance* scores (2021) & trend classification (2012-2021)



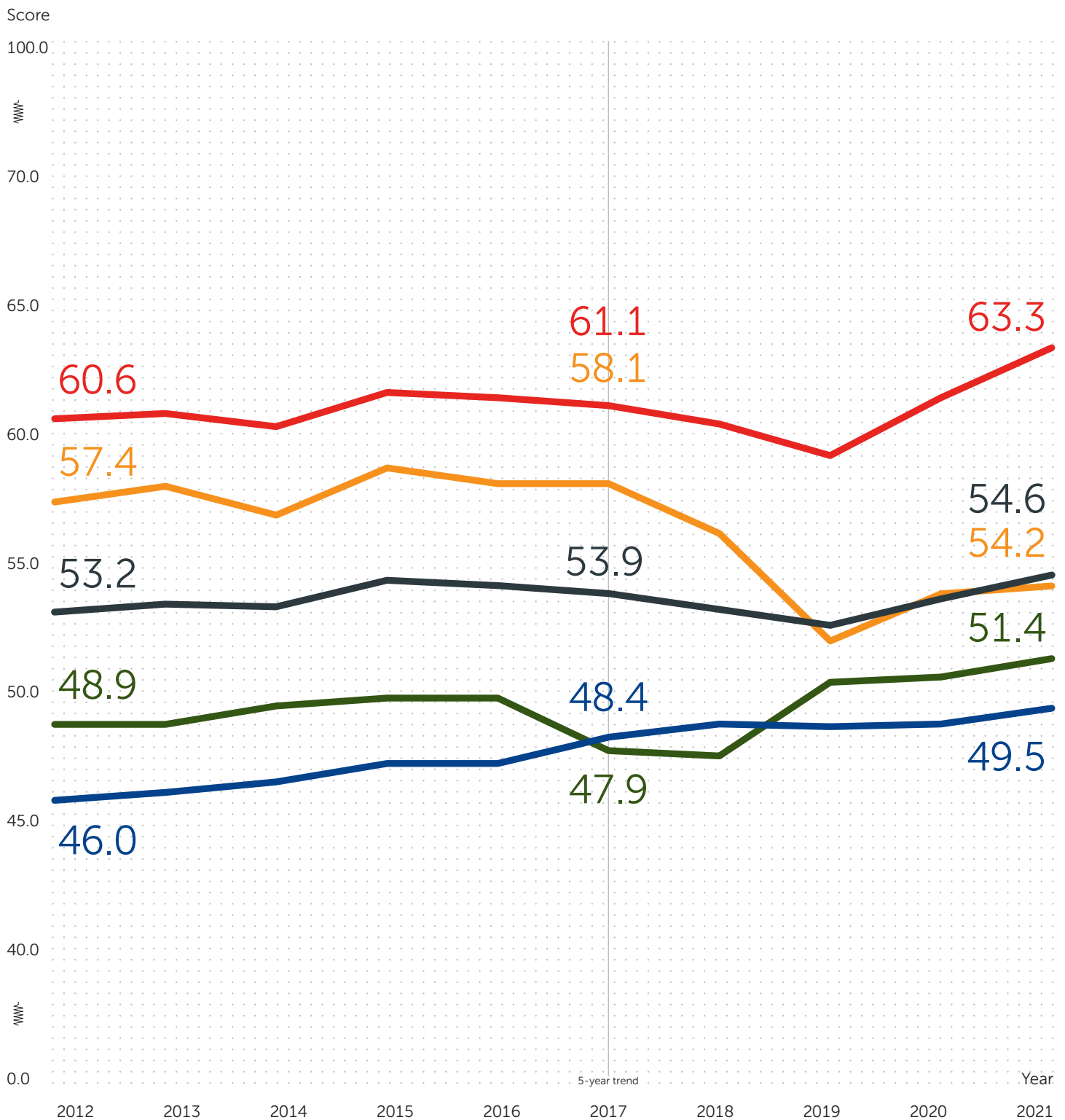
Category Level: Scores & Trends

Malawi has improved in three out of four categories since 2012, namely *Security & Rule of Law*, *Foundations for Economic Opportunity* and *Human Development*. However, Malawi has deteriorated in *Participation, Rights & Inclusion*, driven by decline in the sub-categories *Participation* and *Inclusion & Equality* and *Women's Equality*.

IIAG categories

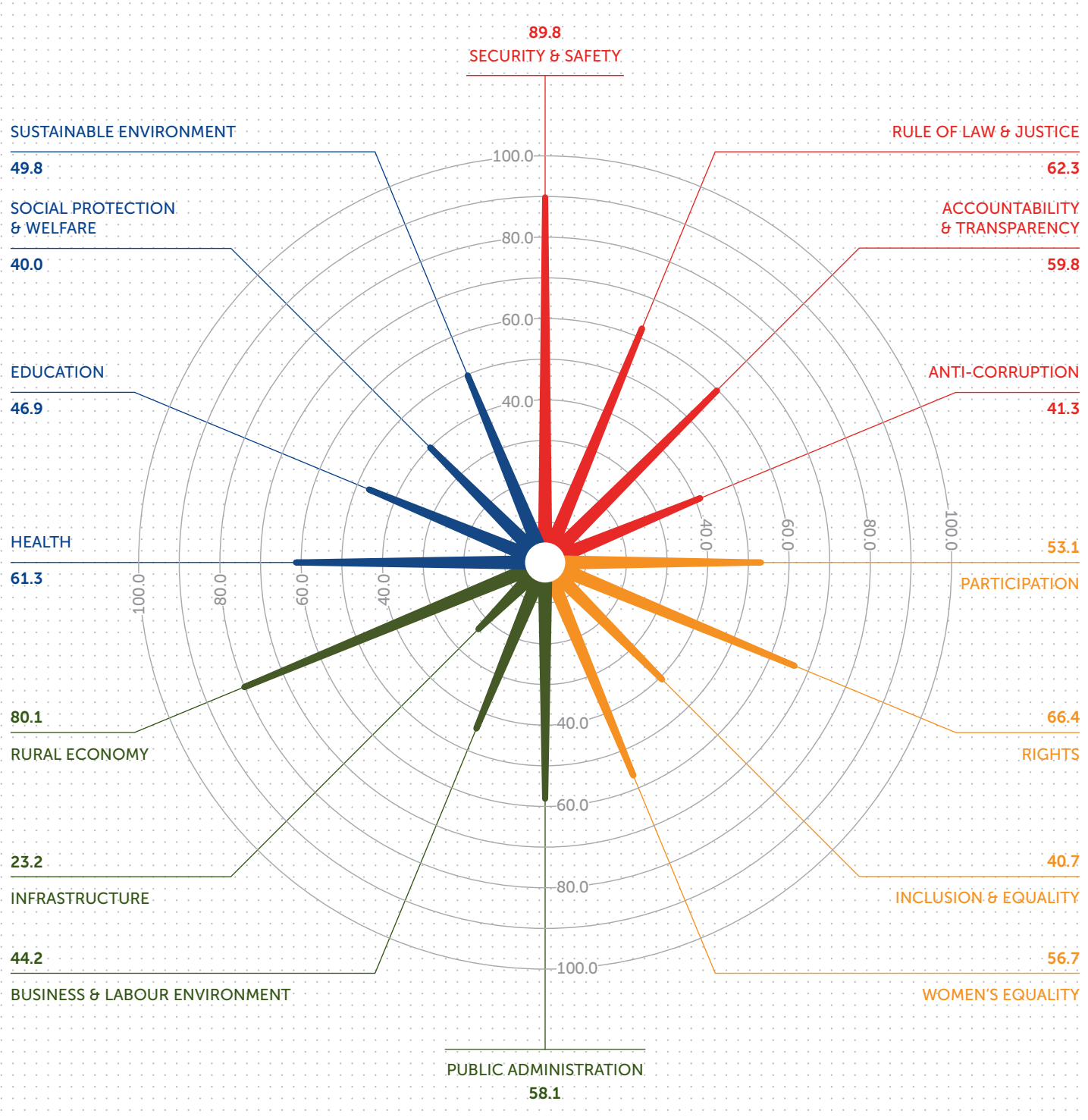
- Overall Governance
- Security & Rule of Law
- Participation, Rights & Inclusion
- Foundations for Economic Opportunity
- Human Development

Malawi: Overall Governance and category scores (2012-2021)



Sub-category Level: Scores & Trends

Malawi: sub-category scores (2021)



Sub-category Level: Scores & Trends

Malawi has improved in 12 out of the 16 sub-categories since 2012. It has improved in all sub-categories of the *Security & Rule of Law* and *Human Development* categories. The category to have seen the most sub-categories deteriorate is *Participation, Rights & Inclusion*. Malawi scores above the continental average for ten sub-categories and is among the bottom ten for one of the 16 sub-categories in 2021. It is also among the top ten for five sub-categories in 2021.

Best scoring	Score (2021)
Security & Safety	89.8
Rural Economy	80.1
Rights	66.4

Worst scoring	Score (2021)
Infrastructure	23.2
Social Protection & Welfare	40.0
Inclusion & Equality	40.7

Overall Governance drivers of change: sub-category trends (2012-2021)

Change driven by (2012-2021)

Sub-category	Trend	Score
Rural Economy	+10.1	80.1
Infrastructure	+4.8	23.2
Health	+4.4	61.3
Education	+4.3	46.9
Rule of Law & Justice	+4.3	62.3
Accountability & Transparency	+3.9	59.8
Social Protection & Welfare	+2.7	40.0
Sustainable Environment	+2.5	49.8
Rights	+2.4	66.4
Business & Labour Environment	+1.8	44.2
Anti-Corruption	+1.7	41.3
Security & Safety	+0.7	89.8

Change opposed by (2012-2021)

Sub-category	Trend	Score
Participation	-8.4	53.1
Public Administration	-6.9	58.1
Inclusion & Equality	-3.3	40.7
Women's Equality	-3.3	56.7

IIAG categories

- Security & Rule of Law
- Participation, Rights & Inclusion
- Foundations for Economic Opportunity
- Human Development

Indicator Level: Scores & Trends

Malawi scores above the continental average for 50 of the 81 indicators. Malawi received the highest possible score of 100.0 for three indicators. Malawi improved in 47 out of the 81 indicators across the IAG since 2012 and declined in 31. No change was registered in three indicators.

IAG categories

- Security & Rule of Law
- Participation, Rights & Inclusion
- Foundations for Economic Opportunity
- Human Development

Best scoring & worst scoring indicators (2021)

Best scoring indicators (2021)

	Score (2021)	Rank (2021)	Sub-category
Absence of Armed Conflict	100.0	1	Security & Safety
Absence of Forced Migration	100.0	1	Security & Safety
Laws on Violence against Women	100.0	1	Women's Equality
Rural Representation & Participation	94.1	1	Rural Economy
Absence of Violence against Civilians	90.7	13	Security & Safety
Control of Communicable Diseases	87.9	9	Health
Freedom of Expression & Belief	87.2	8	Rights
Absence of Crime	84.0	2	Security & Safety
Impartiality of the Judicial System	82.5	6	Rule of Law & Justice
Digital Rights	81.4	10	Rights

Worst scoring indicators (2021)

	Score (2021)	Rank (2021)	Sub-category
Access to Energy	6.6	52	Infrastructure
Internet & Computers	7.1	43	Infrastructure
Shipping & Postal Network	17.4	32	Infrastructure
Access to Banking Services	18.4	36	Business & Labour Environment
Equal Access to Public Services for Women	22.5	42	Women's Equality
Transport Network	24.6	37	Infrastructure
Public Procurement Procedures	24.9	33	Anti-Corruption
Equal Access to Public Services	25.0	38	Inclusion & Equality
Decent Housing	26.2	39	Social Protection & Welfare
Enforcement of Environmental Policies	28.6	41	Sustainable Environment

Most improved & most deteriorated indicators (2012-2021)

Most improved indicators (2012-2021)

	10-year trend	Score (2021)	Rank (2021)	Sub-category
Mobile Communications	+35.4	60.6	32	Infrastructure
Disclosure of Public Records	+24.3	57.6	4	Accountability & Transparency
Rural Market Access	+23.9	78.7	8	Rural Economy
Democratic Elections	+19.5	66.3	7	Participation
Control of Communicable Diseases	+15.4	87.9	9	Health
Child & Maternal Health	+15.2	69.4	16	Health
Rural Economy Support	+12.5	77.6	9	Rural Economy
Business & Competition Regulations	+11.5	68.8	13	Business & Labour Environment
Air Quality	+10.9	57.0	36	Sustainable Environment
Absence of Corruption in State Institutions	+9.5	50.8	23	Anti-Corruption

Most deteriorated indicators (2012-2021)

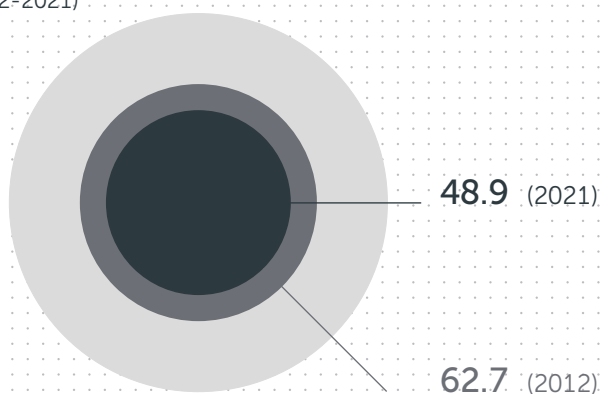
	10-year trend	Score (2021)	Rank (2021)	Sub-category
Civil Society Space	-29.0	58.6	24	Participation
Civil Registration	-25.0	75.0	7	Public Administration
Shipping & Postal Network	-19.9	17.4	32	Infrastructure
Equal Access to Public Services for Women	-16.5	22.5	42	Women's Equality
Labour Relations	-13.8	42.3	34	Business & Labour Environment
Freedom of Association & Assembly	-12.5	50.0	11	Participation
Political Pluralism	-11.4	37.6	29	Participation
Institutional Checks & Balances	-10.1	67.4	10	Accountability & Transparency
Poverty Reduction Policies	-9.9	46.6	29	Social Protection & Welfare
Political Power & Representation of Women	-8.9	48.1	29	Women's Equality

Citizens' Voices: Scores & Trends

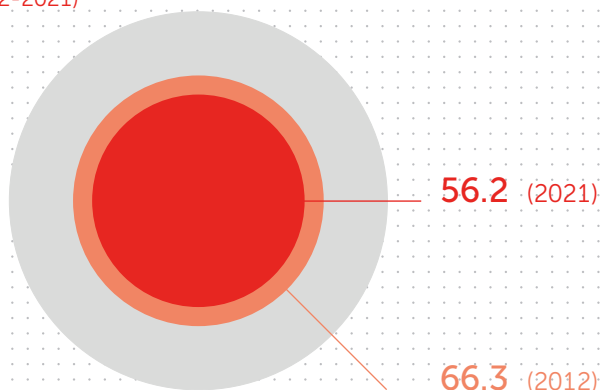
Citizens' Voices (CV) acts as a parallel index that complements the IAG results with citizens' perceptions and satisfaction with public services. CV mirrors the IAG categories and provides public perception data on the closest proxies to the IAG measures.

In Malawi, citizens' satisfaction with governance has deteriorated since 2012, with declines registered across all four sub-sections. The biggest decline was registered in the *Public Perception of Participation, Rights & Inclusion* sub-section, with dissatisfaction growing in all indicators.

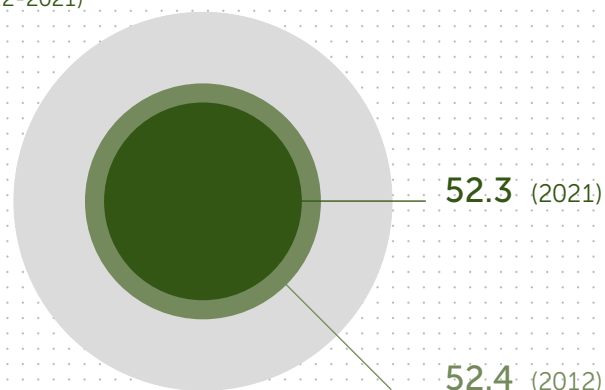
Public Perception of Overall Governance
(2012-2021)



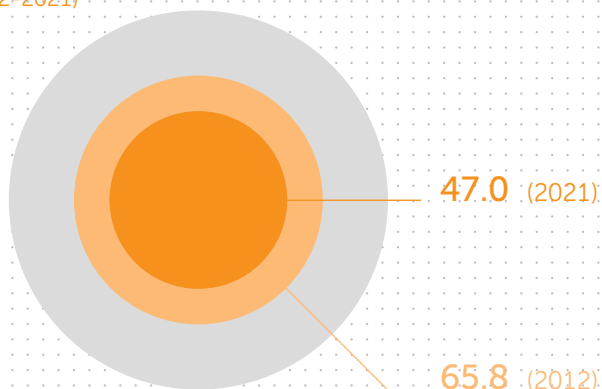
Public Perception of Security & Rule of Law
(2012-2021)



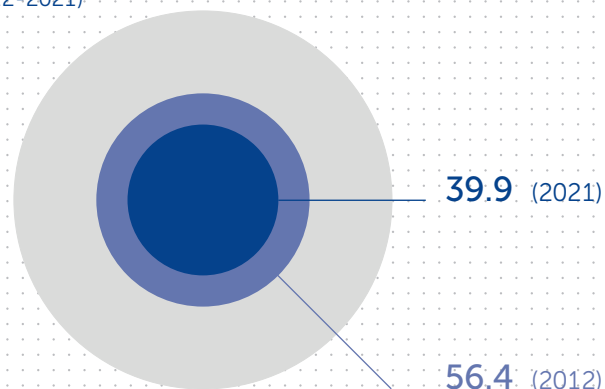
Public Perception of Economic Opportunity Foundations
(2012-2021)



Public Perception of Participation, Rights & Inclusion
(2012-2021)



Public Perception of Human Development
(2012-2021)



Country Info

Region

Southern Africa

Geography

Landlocked

REC Membership(s)

**Common Market for Eastern
and Southern Africa (COMESA)**

**Southern African Development
Community (SADC)**

Leadership (2012-2021)

**President Bingu wa Mutharika
(2004-2012)**

**President Joyce Banda
(2012-2014)**

**President Peter Mutharika
(2014-2020)**

**President Lazarus Chakwera
(2020-)**

Additional Data

Measure	Value	Unit
Demographic data		
Population	19.9	millions
Urban population	17.7	% of total population
Economic data		
GDP	12.6	current USD (billions)
GDP growth	+2.8	annual %
GDP per capita	642.7	current USD
GDP per capita, PPP	1658.3	current international \$
GNI	12.4	current USD (billions)
GNI growth	.	annual %
GNI per capita, PPP	1630.0	current international \$
Total Trade	.	% of GDP
Unemployment rate (15+)	7.0	% of working-age population
Youth Unemployment Rate (15-24)	9.8	% of working age population
Financial data		
Central Government Debt	54.7*	% of GDP
ODA	1453.1*	current USD (millions)
ODA	12.1*	% of GNI
FDI	0.4*	% of GDP

* If 2021 data unavailable, latest available data is displayed.

2022 IIAG Scorecard

OVERALL GOVERNANCE

2021 SCORE/100	2021 RANK/54	TREND 2012-2021
54.6	18 th	+1.4

TREND CLASSIFICATION KEY

■ Increasing Improvement	■ Bouncing Back	■ No Change
■ Slowing Improvement	■ Slowing Deterioration	■ Not Classified
■ Warning Signs	■ Increasing Deterioration	

SECURITY & RULE OF LAW

	SCORE/100 2021	RANK/54 2021	TREND 2012-2021
SECURITY & RULE OF LAW	63.3	12	+2.7
SECURITY & SAFETY	89.8	2	+0.7
Absence of Armed Conflict	100.0	1	+0.2
Absence of Violence against Civilians	90.7	13	+0.3
Absence of Forced Migration	100.0	1	+0.0
Absence of Human Trafficking & Forced Labour	74.3	9	+2.7
Absence of Crime	84.0	2	+0.2
RULE OF LAW & JUSTICE	62.3	10	+4.3
Executive Compliance with the Rule of Law	66.3	5	+9.3
Impartiality of the Judicial System	82.5	6	+6.6
Judicial Processes	55.7	18	+3.2
Equality before the Law	63.2	13	+5.1
Law Enforcement	35.8	30	+1.2
Property Rights	70.1	13	+0.2
ACCOUNTABILITY & TRANSPARENCY	59.8	8	+3.9
Institutional Checks & Balances	67.4	10	-10.1
Absence of Undue Influence on Government	74.3	9	+2.7
Civic Checks & Balances	67.9	11	-0.8
Disclosure of Public Records	57.6	4	+24.3
Accessibility of Public Records	31.8	22	+3.7
ANTI-CORRUPTION	41.3	24	+1.7
Anti-Corruption Mechanisms	52.4	11	+0.0
Absence of Corruption in State Institutions	50.8	23	+9.5
Absence of Corruption in the Public Sector	35.0	34	-0.3
Public Procurement Procedures	24.9	33	-1.3
Absence of Corruption in the Private Sector	43.3	24	+0.7

FOUNDATIONS FOR ECONOMIC OPPORTUNITY

	SCORE/100 2021	RANK/54 2021	TREND 2012-2021
FOUNDATIONS FOR ECONOMIC OPPORTUNITY	51.4	23	+2.5
PUBLIC ADMINISTRATION	58.1	21	-6.9
Civil Registration	75.0	7	-25.0
Capacity of the Statistical System	48.6	26	-4.0
Tax & Revenue Mobilisation	47.5	19	-2.5
Budgetary & Financial Management	60.9	18	-3.0
Effective Administration	58.3	17	-0.2
BUSINESS & LABOUR ENVIRONMENT	44.2	31	+1.8
Regional Integration	45.5	23	+3.7
Economic Diversification	61.3	30	+8.1
Business & Competition Regulations	68.8	13	+11.5
Access to Banking Services	18.4	36	-0.4
Labour Relations	42.3	34	-13.8
Secure Employment Opportunities	28.7	36	+1.8
INFRASTRUCTURE	23.2	45	+4.8
Transport Network	24.6	37	+1.7
Access to Energy	6.6	52	+3.2
Mobile Communications	60.6	32	+35.4
Internet & Computers	7.1	43	+4.2
Shipping & Postal Network	17.4	32	-19.9
RURAL ECONOMY	80.1	3	+10.1
Rural Land & Water Access	70.1	12	+3.2
Rural Market Access	78.7	8	+23.9
Rural Economy Support	77.6	9	+12.5
Rural Representation & Participation	94.1	1	+1.1

PARTICIPATION, RIGHTS & INCLUSION

	SCORE/100 2021	RANK/54 2021	TREND 2012-2021
PARTICIPATION, RIGHTS & INCLUSION	54.2	18	-3.2
PARTICIPATION	53.1	18	-8.4
Freedom of Association & Assembly	50.0	11	-12.5
Political Pluralism	37.6	29	-11.4
Civil Society Space	58.6	24	-29.0
Democratic Elections	66.3	7	+19.5
RIGHTS	66.4	10	+2.4
Personal Liberties	64.9	11	+1.1
Freedom of Expression & Belief	87.2	8	+6.8
Media Freedom	64.9	15	-4.5
Digital Rights	81.4	10	+3.0
Protection against Discrimination	33.3	8	+5.5
INCLUSION & EQUALITY	40.7	31	-3.3
Equal Political Power	38.8	34	-4.6
Equal Political Representation	41.8	25	-2.0
Equal Civil Liberties	52.0	35	-0.2
Equal Socioeconomic Opportunity	46.1	27	-1.3
Equal Access to Public Services	25.0	38	-8.2
WOMEN'S EQUALITY	56.7	31	-3.3
Political Power & Representation of Women	48.1	29	-8.9
Equal Rights & Civil Liberties for Women	71.4	28	+9.2
Socioeconomic Opportunity for Women	41.5	36	-0.2
Equal Access to Public Services for Women	22.5	42	-16.5
Laws on Violence against Women	100.0	1	+0.0

HUMAN DEVELOPMENT

	SCORE/100 2021	RANK/54 2021	TREND 2012-2021
HUMAN DEVELOPMENT	49.5	32	+3.5
HEALTH	61.3	24	+4.4
Access to Healthcare	54.9	20	-2.7
Access to Water & Sanitation	39.4	35	+3.7
Control of Communicable Diseases	87.9	9	+15.4
Control of Non-Communicable Diseases	78.0	15	-1.2
Child & Maternal Health	69.4	16	+15.2
Compliance with International Health Regulations (IHR)	38.2	40	-3.9
EDUCATION	46.9	30	+4.3
Equality in Education	40.7	32	+1.8
Education Enrolment	43.6	14	+8.8
Education Completion	33.3	39	+3.7
Human Resources in Education	64.6	31	+8.5
Education Quality	52.5	16	-1.0
SOCIAL PROTECTION & WELFARE	40.0	35	+2.7
Social Safety Nets	31.0	28	+8.4
Poverty Reduction Policies	46.6	29	-9.9
Socioeconomic Inequality Mitigation	45.4	29	+6.4
Decent Housing	26.2	39	+7.5
Food Security	50.7	35	+0.9
SUSTAINABLE ENVIRONMENT	49.8	38	+2.5
Promotion of Environmental Sustainability	48.8	29	+2.8
Enforcement of Environmental Policies	28.6	41	-0.9
Air Quality	57.0	36	+10.9
Sustainable Use of Land & Forests	40.9	50	-1.9
Land & Water Biodiversity Protection	73.9	5	+2.0

Sources

SECURITY & RULE OF LAW

SECURITY & RULE OF LAW

SECURITY & SAFETY

Absence of Armed Conflict (ACLED/UCDP)
Absence of Violence against Civilians (ACLED/PTS)
Absence of Forced Migration (IDMC/UNHCR)
Absence of Human Trafficking & Forced Labour (ENACT/V-DEM)
Absence of Crime (ENACT/WHO)

RULE OF LAW & JUSTICE

Executive Compliance with the Rule of Law (V-DEM/WJP)
Impartiality of the Judicial System (AFIDEP&GI/V-DEM)
Judicial Processes (V-DEM/WJP)
Equality before the Law (FH/WJP)
Law Enforcement (AFIDEP&GI/WEF/WJP)
Property Rights (BS/V-DEM/WJP)

ACCOUNTABILITY & TRANSPARENCY

Institutional Checks & Balances (BS/V-DEM/WJP)
Absence of Undue Influence on Government (BS/FH/V-DEM)
Civic Checks & Balances (BS/V-DEM/WJP)
Disclosure of Public Records (AFIDEP&GI/IBP/WJP)
Accessibility of Public Records (AFIDEP&GI/WJP)

ANTI-CORRUPTION

Anti-Corruption Mechanisms (AFIDEP&GI/BS)
Absence of Corruption in State Institutions (V-DEM/WJP)
Absence of Corruption in the Public Sector (V-DEM/WEF/WJP)
Public Procurement Procedures (AFIDEP&GI/WJP)
Absence of Corruption in the Private Sector (WB/WEF)

PARTICIPATION, RIGHTS & INCLUSION

PARTICIPATION, RIGHTS & INCLUSION

PARTICIPATION

Freedom of Association & Assembly (AFIDEP&GI/FH)
Political Pluralism (AFIDEP&GI/V-DEM)
Civil Society Space (AFIDEP&GI/V-DEM)
Democratic Elections (AFIDEP&GI/CDD-Ghana/V-DEM)

RIGHTS

Personal Liberties (FH/V-DEM/WJP)
Freedom of Expression & Belief (FH/V-DEM/WJP)
Media Freedom (AFIDEP&GI/V-DEM/RSF)
Digital Rights (AFIDEP&GI/DSP&V-DEM/V-DEM)
Protection against Discrimination (AFIDEP&GI)

INCLUSION & EQUALITY

Equal Political Power (V-DEM)
Equal Political Representation (FH/IPU/V-DEM)
Equal Civil Liberties (V-DEM)
Equal Socioeconomic Opportunity (AFIDEP&GI/V-DEM)
Equal Access to Public Services (V-DEM)

WOMEN'S EQUALITY

Political Power & Representation of Women (AFIDEP&GI/IPU/V-DEM)
Equal Rights & Civil Liberties for Women (V-DEM/WB)
Socioeconomic Opportunity for Women (AFIDEP&GI/V-DEM)
Equal Access to Public Services for Women (V-DEM)
Laws on Violence against Women (WB)

FOUNDATIONS FOR ECONOMIC OPPORTUNITY

FOUNDATIONS FOR ECONOMIC OPPORTUNITY

PUBLIC ADMINISTRATION

Civil Registration (AFIDEP&GI)
Capacity of the Statistical System (AFIDEP&GI/ODW/V-DEM/WB)
Tax & Revenue Mobilisation (AfDB/UNU-WIDER/WB)
Budgetary & Financial Management (AfDB/WB)
Effective Administration (AfDB/AFIDEP&GI/V-DEM/WB)

BUSINESS & LABOUR ENVIRONMENT

Regional Integration (AfDB/AfDB&AUC/UNCTAD)
Economic Diversification (OEC/UNCTAD)
Business & Competition Regulations (AfDB/BS/WB)
Access to Banking Services (GSMA/IMF)
Labour Relations (AFIDEP&GI/WEF)
Secure Employment Opportunities (ILO/WB)

INFRASTRUCTURE

Transport Network (AfDB/WEF)
Access to Energy (WB/WHO)
Mobile Communications (ITU)
Internet & Computers (ITU/WB)
Shipping & Postal Network (UNCTAD/UPU)

RURAL ECONOMY

Rural Land & Water Access (IFAD)
Rural Market Access (IFAD)
Rural Economy Support (IFAD)
Rural Representation & Participation (IFAD)

HUMAN DEVELOPMENT

HUMAN DEVELOPMENT

HEALTH

Access to Healthcare (V-DEM/WHO)
Access to Water & Sanitation (WHO&UNICEF)
Control of Communicable Diseases (UNAIDS/WHO)
Control of Non-Communicable Diseases (IHME)
Child & Maternal Health (IGME/MMEIG/UNDESA/UNICEF&WHO&WB)
Compliance with International Health Regulations (IHR) (WHO)

EDUCATION

Equality in Education (V-DEM/UNESCO)
Education Enrolment (UNESCO)
Education Completion (UNESCO)
Human Resources in Education (UNESCO)
Education Quality (BS/WB/WEF)

SOCIAL PROTECTION & WELFARE

Social Safety Nets (AFIDEP&GI/BS)
Poverty Reduction Policies (AfDB/BS/WB)
Socioeconomic Inequality Mitigation (AfDB/FFP/WB/WID.World)
Decent Housing (CAHF/UN-Habitat&UNDESA)
Food Security (FAO)

SUSTAINABLE ENVIRONMENT

Promotion of Environmental Sustainability (AfDB/BS/WB)
Enforcement of Environmental Policies (WEF/WJP)
Air Quality (HEI&IHME)
Sustainable Use of Land & Forests (FAO/WB/WRI)
Land & Water Biodiversity Protection (ENACT/WB/Yale & Columbia)

Acronyms

ACLED	Armed Conflict Location & Event Data Project	UNAIDS	Joint United Nations Programme on HIV/AIDS
AfDB	African Development Bank	UNCTAD	United Nations Conference on Trade and Development
AFIDEP	African Institute for Development Policy	UNDESA	United Nations Department of Economic and Social Affairs
AUC	African Union Commission	UNESCO	United Nations Educational, Scientific and Cultural Organization
BS	Bertelsmann Stiftung	UN-Habitat	United Nations Human Settlements Programme
CAHF	Centre for Affordable Housing Finance in Africa	UNHCR	United Nations High Commissioner for Refugees
CDD-Ghana	Ghana Center for Democratic Development	UNICEF	United Nations Children's Fund
Columbia	Center for International Earth Science Information Network Earth Institute, Columbia University	UNU-WIDER	United Nations University - World Institute for Development Economics Research
DSP	Digital Society Project	UPU	Universal Postal Union
ENACT	ENACT Africa	V-DEM	Varieties of Democracy Institute
FAO	Food and Agriculture Organization of the United Nations	WB	World Bank
FFP	Fund for Peace	WEF	World Economic Forum
FH	Freedom House	WHO	World Health Organization
GI	Global Integrity	WID.World	World Inequality Database
GSMA	Global System for Mobile Communications	WJP	World Justice Project
HEI	Health Effects Institute	WRI	World Resources Institute
IBP	International Budget Partnership	Yale	Yale Center for Environmental Law & Policy
IDMC	Internal Displacement Monitoring Centre		
IFAD	International Fund for Agricultural Development		
IHME	Institute for Health Metrics and Evaluation		
ILO	International Labour Organization		
IMF	International Monetary Fund		
IPU	Inter-Parliamentary Union		
ITU	International Telecommunication Union		
ODW	Open Data Watch		
OEC	Observatory for Economic Complexity		
PTS	Political Terror Scale		
RSF	Reporters sans frontières (Reporters Without Borders)		
UCDP	Uppsala Conflict Data Program		
UN IGME	United Nations Inter-agency Group for Child Mortality Estimation		
UN MMEIG	United Nations Maternal Mortality Estimation Inter-agency Group		



mo.ibrahim.foundation

FB→ /MolbrahimFoundation

TW→ @Mo_IbrahimFdn #IIAG

IG→ moibrahimfoundation