

PROFILE:

MO IBRAHIM FOUNDATION
— 2022 IIAG

Rwanda

2012-2021
GOVERNANCE RESULTS



[mo.ibrahim.foundation](https://moibrahimfoundation.org)

FB → /MoIbrahimFoundation

TW → @Mo_IbrahimFdn #IIAG

IG → moibrahimfoundation

Table of Contents

2022 IIAG Framework	p.3
Reading the Results	p.6
Overall Governance: Scores, Ranks & Trends	p.7
Category Level: Scores & Trends	p.9
Sub-category Level: Scores & Trends	p.10
Indicator Level: Scores & Trends	p.12
Citizens' Voices: Scores & Trends	p.13
Country Info	p.14
Additional Data	p.15
2022 IIAG Scorecard	p.16
Sources	p.17
Acronyms	p.18

2022 IIAG Framework

Published since 2007, the Ibrahim Index of African Governance (IIAG) assesses governance performance in 54 African countries over the latest available 10-year period. The Mo Ibrahim Foundation defines governance as the provision of the political, social, economic and environmental public goods that every citizen has the right to expect from their state, and that a state has the responsibility to deliver to its citizens.

The 2022 IIAG covers ten years from 2012 to 2021. The data for the IIAG come from 47 sources, from which 265 variables, clustered into 81 indicators, are collected. All but four IIAG indicators are formed of more than one variable to provide a governance assessment supported by multiple proxy measurements.

The IIAG indicators are organised under 16 sub-categories and four categories - *Security & Rule of Law; Participation, Rights & Inclusion; Foundations for Economic Opportunity; Human Development* - that make up the *Overall Governance* score.

Including all the data from source as well as the composite scores calculated expressly for the IIAG, there are a total of 413 different measures of governance for any given country or group in any given data year across the ten years covered. These are made up of indicators that measure specific issues, such as *Executive Compliance with the Rule of Law*, which sits within the broader sub-category measure *Rule of Law & Justice*, which in turn is one part of the overarching category *Security & Rule of Law*. In total there are more than 220,000 data points in the 2022 IIAG dataset.

As citizens are the end recipients of public leadership and governance, measuring governance performance cannot rely on official and expert assessment data alone. For this reason, the IIAG is accompanied by a complementary dataset focused on Citizens' Voices to provide an assessment of Africa's citizens' perceptions of governance performance, composed of 36 public perception variables sourced from Afrobarometer.

2022 Ibrahim Index of African Governance (IIAG)



OVERALL GOVERNANCE



SECURITY & RULE OF LAW

Security & Safety

- Absence of Armed Conflict
- Absence of Violence against Civilians
- Absence of Forced Migration
- Absence of Human Trafficking & Forced Labour
- Absence of Crime

Rule of Law & Justice

- Executive Compliance with the Rule of Law
- Impartiality of the Judicial System
- Judicial Processes
- Equality before the Law
- Law Enforcement
- Property Rights

Accountability & Transparency

- Institutional Checks & Balances
- Absence of Undue Influence on Government
- Civic Checks & Balances
- Disclosure of Public Records
- Accessibility of Public Records

Anti-Corruption

- Anti-Corruption Mechanisms
- Absence of Corruption in State Institutions
- Absence of Corruption in the Public Sector
- Public Procurement Procedures
- Absence of Corruption in the Private Sector



PARTICIPATION, RIGHTS & INCLUSION

Participation

- Freedom of Association & Assembly
- Political Pluralism
- Civil Society Space
- Democratic Elections

Rights

- Personal Liberties
- Freedom of Expression & Belief
- Media Freedom
- Digital Rights
- Protection against Discrimination

Inclusion & Equality

- Equal Political Power
- Equal Political Representation
- Equal Civil Liberties
- Equal Socioeconomic Opportunity
- Equal Access to Public Services

Women's Equality

- Political Power & Representation of Women
- Equal Rights & Civil Liberties for Women
- Socioeconomic Opportunity for Women
- Equal Access to Public Services for Women
- Laws on Violence against Women

Citizens' Voices (CV)



PUBLIC PERCEPTION OF OVERALL GOVERNANCE

Public Perception of Security & Rule of Law

- Public Perception of Security & Safety
- Public Perception of the Rule of Law
- Public Perception of Accountability
- Public Perception of Anti-Corruption

Public Perception of Participation, Rights & Inclusion

- Public Perception of Elections & Freedom
- Public Perception of Inclusion & Equality
- Public Perception of Female Leadership



FOUNDATIONS FOR ECONOMIC OPPORTUNITY

Public Administration

- Civil Registration
- Capacity of the Statistical System
- Tax & Revenue Mobilisation
- Budgetary & Financial Management
- Effective Administration

Business & Labour Environment

- Regional Integration
- Economic Diversification
- Business & Competition Regulations
- Access to Banking Services
- Labour Relations
- Secure Employment Opportunities

Infrastructure

- Transport Network
- Access to Energy
- Mobile Communications
- Internet & Computers
- Shipping & Postal Network

Rural Economy

- Rural Land & Water Access
- Rural Market Access
- Rural Economy Support
- Rural Representation & Participation



HUMAN DEVELOPMENT

Health

- Access to Healthcare
- Access to Water & Sanitation
- Control of Communicable Diseases
- Control of Non-Communicable Diseases
- Child & Maternal Health
- Compliance with International Health Regulations

Education

- Equality in Education
- Education Enrolment
- Education Completion
- Human Resources in Education
- Education Quality

Social Protection & Welfare

- Social Safety Nets
- Poverty Reduction Policies
- Socioeconomic Inequality Mitigation
- Decent Housing
- Food Security

Sustainable Environment

- Promotion of Environmental Sustainability
- Enforcement of Environmental Policies
- Air Quality
- Sustainable Use of Land & Forests
- Land & Water Biodiversity Protection

Public Perception of Economic Opportunity Foundations

- Public Perception of Public Administration
- Satisfaction with Economic Opportunities
- Satisfaction with Infrastructure

Public Perception of Human Development

- Satisfaction with Health Provision
- Satisfaction with Education Provision
- Lived Poverty & Public Perception of Social Protection

Reading the Results

Scores and ranks

The IIAG scores quantify a country's performance for each governance measure each data year, expressed out of 100.0 (with 100.0 being always the best score). Rounded to one decimal point, scores are relative to each country's performance in relation to the other 54 African countries.

Ranks are calculated based on the respective scores and are expressed out of 54. When two or more countries have the same score, they share the same place in the ranking table (tied ranks).

10-year trends

The IIAG 10-year trends offer an additional layer of analysis to scores and ranks, as they quantify change in absolute score between the last and the first data years of the time series. The 2022 IIAG 10-year trends compare a country's performance for each governance measure in 2021 compared to 2012, offering an assessment of the change.

Trend classifications

Trend classifications are a third layer of analysis, complementing scores, ranks and 10-year trends. The IIAG trend classifications serve to assess the mid-period trend (2017-2021 in the 2022 IIAG) in relation to the 10-year trend (2012-2021). The comparison of mid-period and full period trends help identify early signs of the direction and pace of country trajectories - 'trends within trends'.

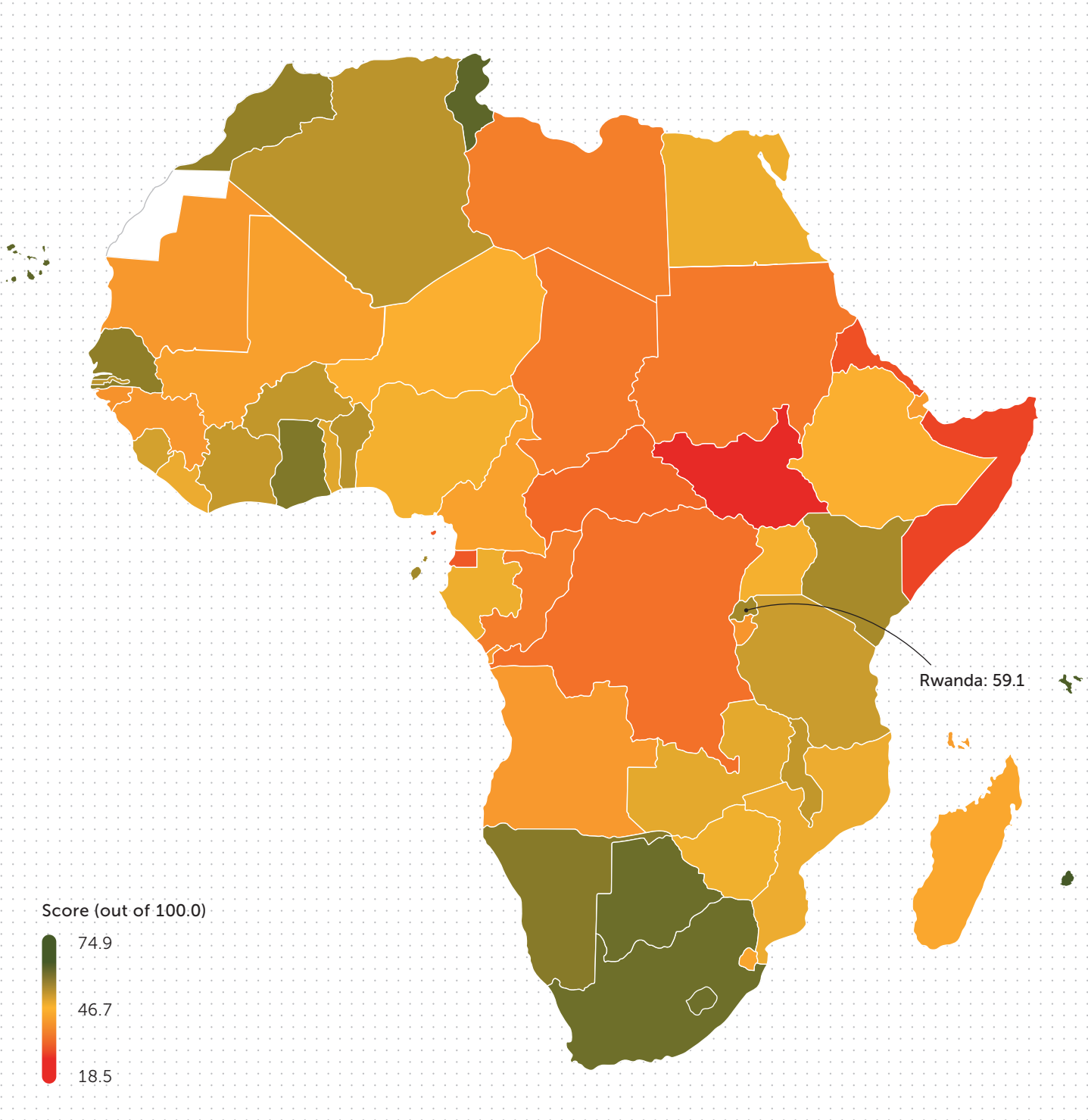
Trend Classification	Characteristic
Increasing Improvement	Score is better in 2021 compared to 2012, with the rate of improvement increasing since 2017
Slowing Improvement	Score is better in 2021 compared to 2012, but the rate of improvement is slowing since 2017
Warning Signs	Score is better/no change in 2021 compared to 2012, but showing decline since 2017
Bouncing Back	Score is worse/no change in 2021 compared to 2012, but showing progress since 2017
Slowing Deterioration	Score is worse in 2021 compared to 2012, but the rate of deterioration is slowing since 2017
Increasing Deterioration	Score is worse in 2021 compared to 2012, with the rate of deterioration increasing since 2017

Overall Governance: Scores, Ranks & Trends

With a score of 59.1 (out of 100.0), Rwanda ranks 12th (out of 54) in *Overall Governance* in 2021.

Score (2021)	59.1
Rank (2021)	12 th

African countries: *Overall Governance* scores (2021)



Overall Governance: Scores, Ranks & Trends

While Rwanda's *Overall Governance* score has improved over the last decade (2012-2021), there has been no change to the score over the most recent five years (2017-2021).

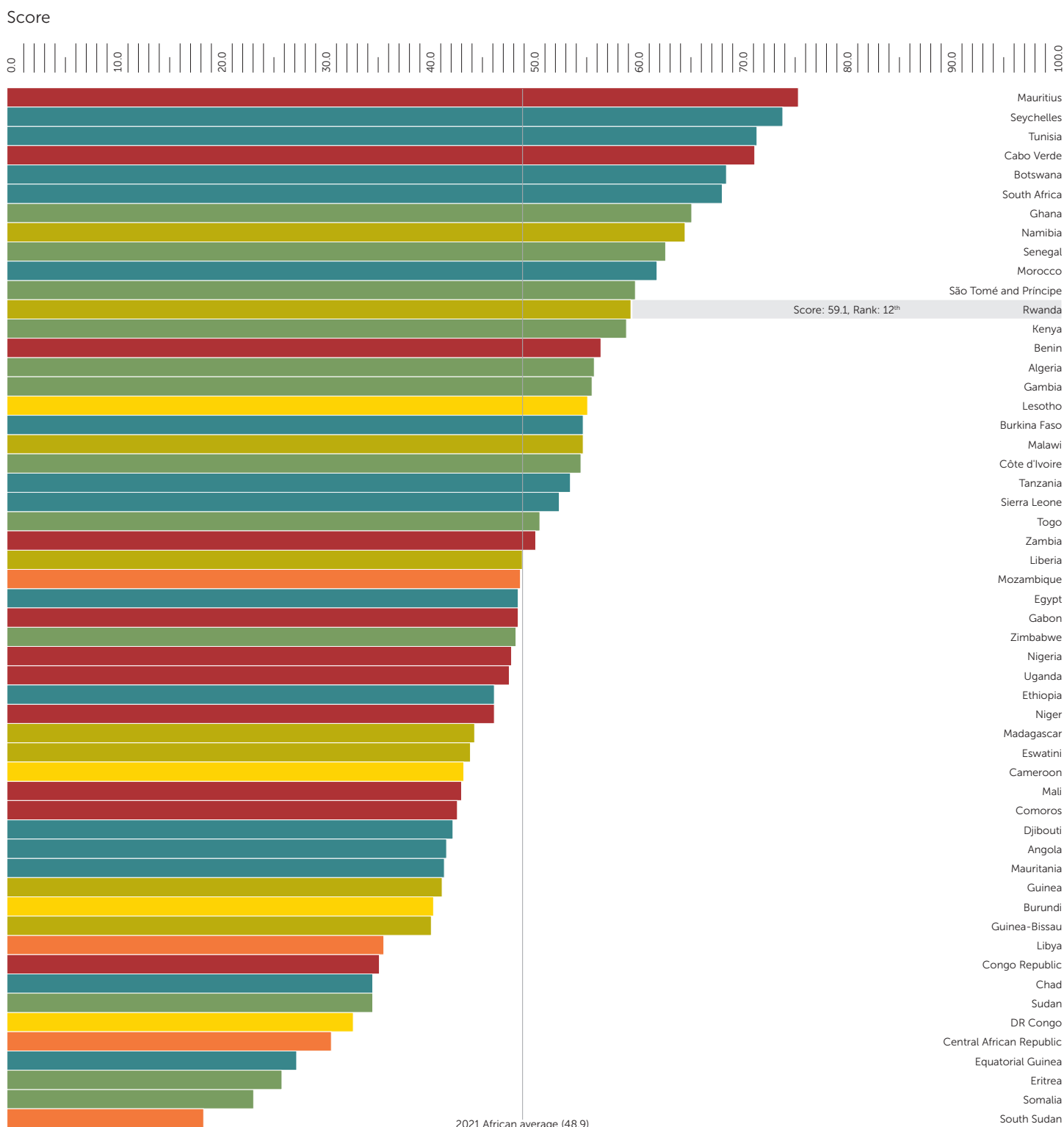
Trends	10-year trend (2012-2021)	5-year trend (2017-2021)
Score Change	+2.0	No Change
Rank Change	-1	-2

Trend Classification Warning Signs

Trend classifications

- Increasing Improvement
- Slowing Improvement
- Warning Signs
- Bouncing Back
- Slowing Deterioration
- Increasing Deterioration

African countries: *Overall Governance* scores (2021) & trend classification (2012-2021)



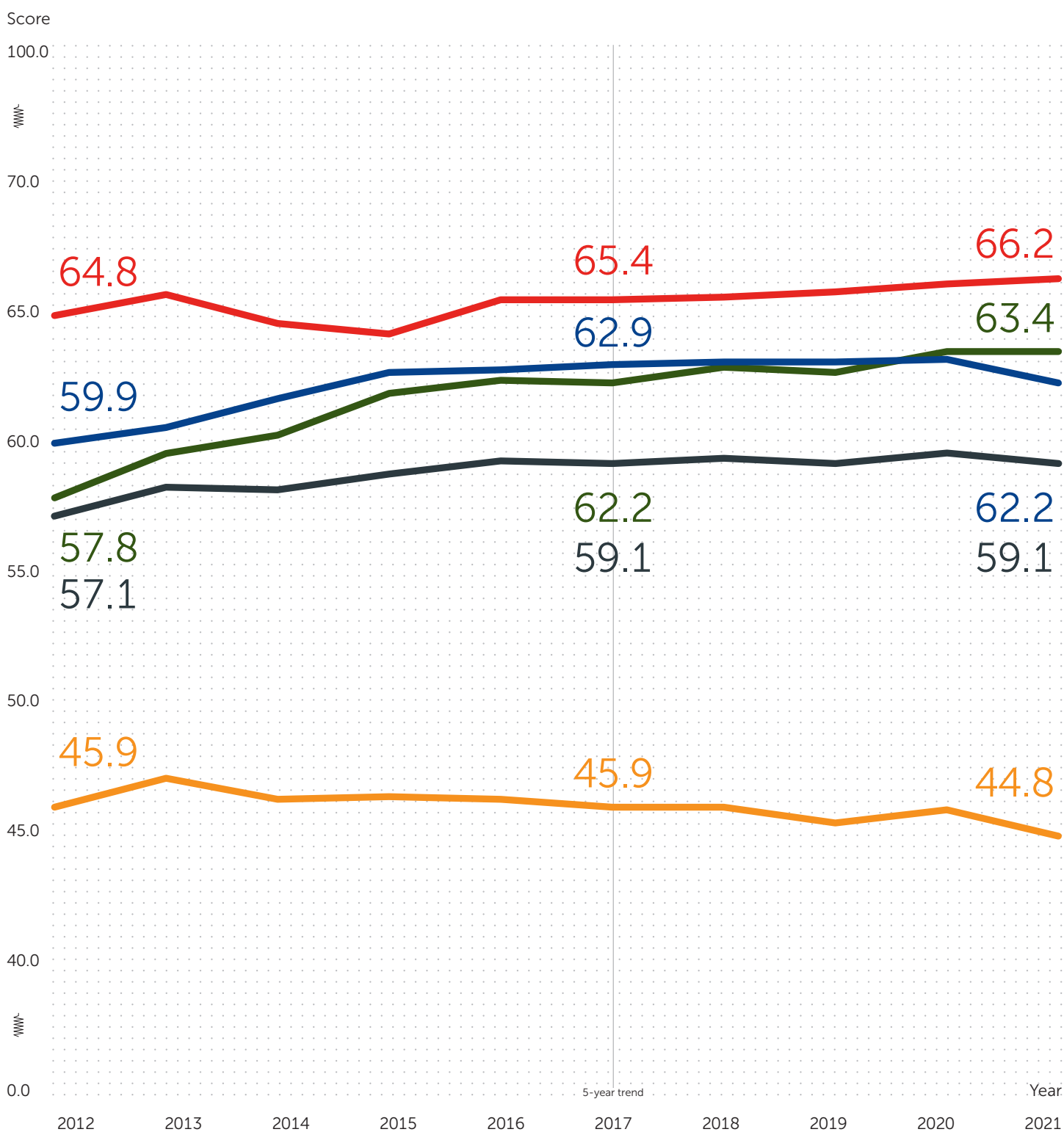
Category Level: Scores & Trends

Rwanda has improved in three out of four categories since 2012, namely *Security & Rule of Law*, *Foundations for Economic Opportunity* and *Human Development*. However, Rwanda has deteriorated in *Participation, Rights & Inclusion*, driven by decline in the sub-categories *Participation* and *Rights*.

IIAG categories

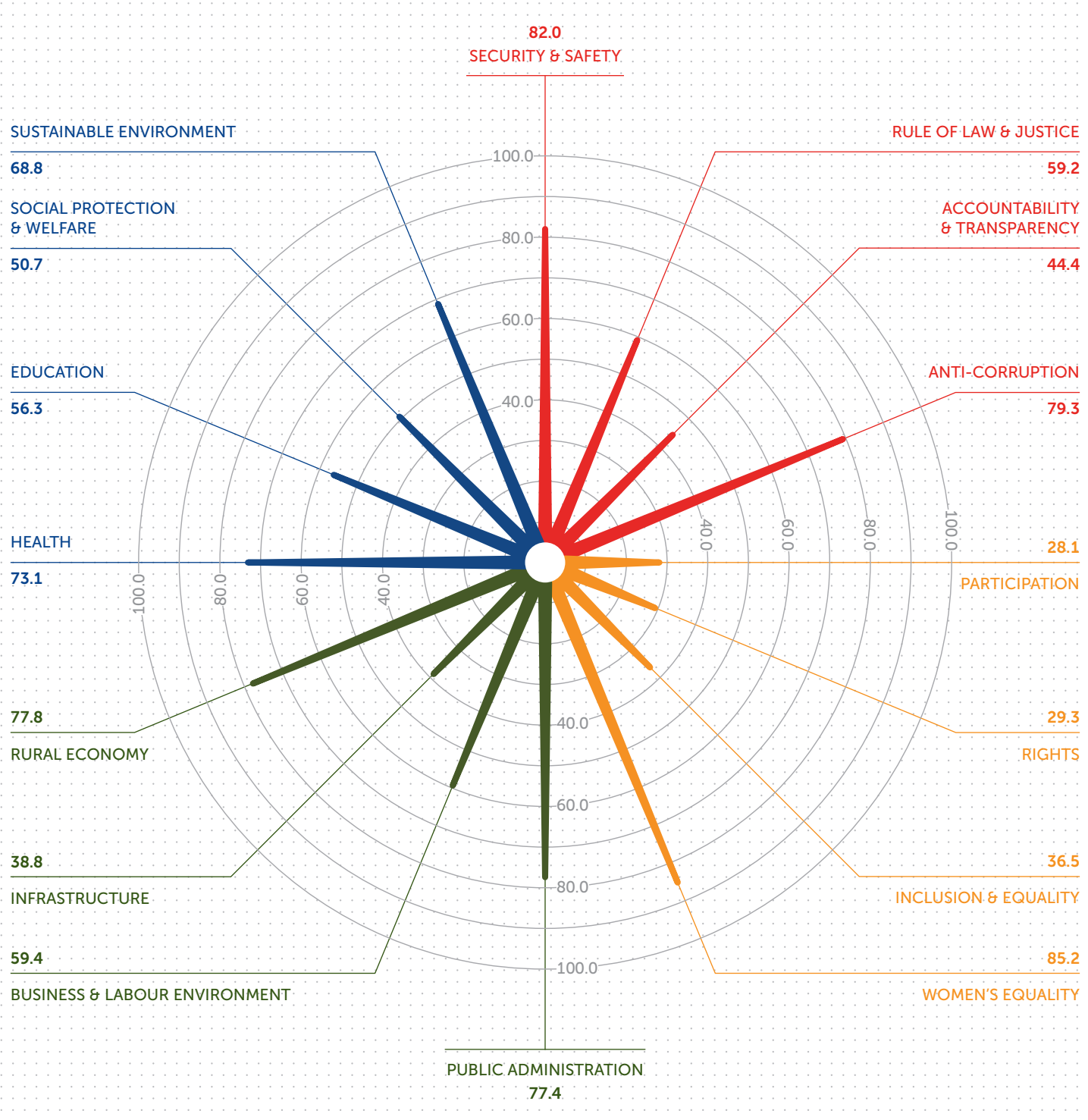
- Overall Governance
- Security & Rule of Law
- Participation, Rights & Inclusion
- Foundations for Economic Opportunity
- Human Development

Rwanda: Overall Governance and category scores (2012-2021)



Sub-category Level: Scores & Trends

Rwanda: sub-category scores (2021)



Sub-category Level: Scores & Trends

Rwanda has improved in 12 out of the 16 sub-categories since 2012. It has improved in all sub-categories of the *Foundations for Economic Opportunity* category. The category to have seen the most sub-categories deteriorate is *Participation, Rights & Inclusion*. Rwanda scores above the continental average for 13 sub-categories and is among the top ten for seven of the 16 sub-categories in 2021.

Best scoring	Score (2021)
Women's Equality	85.2
Security & Safety	82.0
Anti-Corruption	79.3

Worst scoring	Score (2021)
Participation	28.1
Rights	29.3
Inclusion & Equality	36.5

Overall Governance drivers of change: sub-category trends (2012-2021)

Change driven by (2012-2021)

Sub-category	Trend	Score
Public Administration	+8.6	77.4
Infrastructure	+7.9	38.8
Anti-Corruption	+7.3	79.3
Women's Equality	+6.5	85.2
Business & Labour Environment	+4.9	59.4
Education	+3.4	56.3
Health	+3.3	73.1
Social Protection & Welfare	+2.5	50.7
Accountability & Transparency	+1.7	44.4
Inclusion & Equality	+1.3	36.5
Rule of Law & Justice	+0.8	59.2
Rural Economy	+0.7	77.8

Change opposed by (2012-2021)

Sub-category	Trend	Score
Participation	-7.7	28.1
Rights	-4.5	29.3
Security & Safety	-4.0	82.0
Sustainable Environment	0.0	68.8

IIAG categories

- Security & Rule of Law
- Participation, Rights & Inclusion
- Foundations for Economic Opportunity
- Human Development

Indicator Level: Scores & Trends

Rwanda scores above the continental average for 56 of the 81 indicators. It received the highest possible score of 100.0 for one indicator as well as the lowest score of 0.0 for one other indicator. Rwanda improved in 47 out of the 81 indicators across the IIAG since 2012 and declined in 31. No change was registered in three indicators.

IIAG categories

- Security & Rule of Law
- Participation, Rights & Inclusion
- Foundations for Economic Opportunity
- Human Development

Best scoring & worst scoring indicators (2021)

Best scoring indicators (2021)

	Score (2021)	Rank (2021)	Sub-category
Laws on Violence against Women	100.0	1	Women's Equality
Absence of Armed Conflict	99.1	26	Security & Safety
Equal Rights & Civil Liberties for Women	93.7	1	Women's Equality
Rural Land & Water Access	93.1	1	Rural Economy
Budgetary & Financial Management	92.9	1	Public Administration
Political Power & Representation of Women	91.7	1	Women's Equality
Control of Communicable Diseases	91.4	5	Health
Rural Economy Support	90.1	2	Rural Economy
Absence of Corruption in the Private Sector	90.0	2	Anti-Corruption
Absence of Violence against Civilians	86.9	23	Security & Safety

Worst scoring indicators (2021)

	Score (2021)	Rank (2021)	Sub-category
Freedom of Association & Assembly	0.0	46	Participation
Internet & Computers	12.9	27	Infrastructure
Protection against Discrimination	16.7	19	Rights
Equal Socioeconomic Opportunity	21.0	48	Inclusion & Equality
Access to Energy	23.6	37	Infrastructure
Absence of Undue Influence on Government	25.8	35	Accountability & Transparency
Freedom of Expression & Belief	27.9	47	Rights
Equal Political Power	28.0	46	Inclusion & Equality
Media Freedom	29.0	47	Rights
Equal Access to Public Services	30.7	31	Inclusion & Equality

Most improved & most deteriorated indicators (2012-2021)

Most improved indicators (2012-2021)

	10-year trend	Score (2021)	Rank (2021)	Sub-category
Mobile Communications	+31.4	72.4	16	Infrastructure
Education Completion	+24.7	44.8	30	Education
Socioeconomic Opportunity for Women	+18.1	72.3	4	Women's Equality
Anti-Corruption Mechanisms	+16.6	69.0	2	Anti-Corruption
Access to Energy	+16.0	23.6	37	Infrastructure
Labour Relations	+13.3	66.2	10	Business & Labour Environment
Absence of Corruption in State Institutions	+12.7	74.5	5	Anti-Corruption
Civil Registration	+12.5	75.0	7	Public Administration
Rural Economy Support	+12.5	90.1	2	Rural Economy
Decent Housing	+12.0	36.4	24	Social Protection & Welfare

Most deteriorated indicators (2012-2021)


	10-year trend	Score (2021)	Rank (2021)	Sub-category
Shipping & Postal Network	-23.2	34.3	15	Infrastructure
Enforcement of Environmental Policies	-18.4	81.6	2	Sustainable Environment
Rural Market Access	-15.5	59.8	24	Rural Economy
Absence of Forced Migration	-15.1	70.6	49	Security & Safety
Freedom of Association & Assembly	-12.5	0.0	46	Participation
Personal Liberties	-11.7	32.8	36	Rights
Political Pluralism	-10.6	36.2	30	Participation
Freedom of Expression & Belief	-7.9	27.9	47	Rights
Civil Society Space	-7.6	34.9	38	Participation
Social Safety Nets	-7.2	45.2	12	Social Protection & Welfare

Citizens' Voices: Scores & Trends


Citizens' Voices (CV) acts as a parallel index that complements the IAG results with citizens' perceptions and satisfaction with public services. CV mirrors the IAG categories and provides public perception data on the closest proxies to the IAG measures.

All the raw data in the CV complementary dataset is sourced from Afrobarometer. There is no CV data for Rwanda.

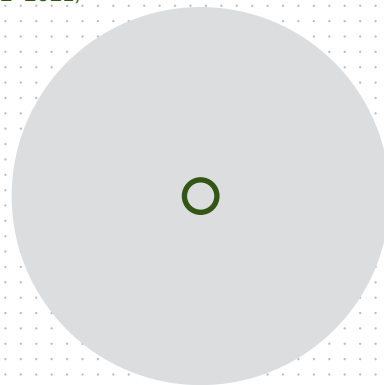
Public Perception of Overall Governance
(2012-2021)




Public Perception of Security & Rule of Law
(2012-2021)



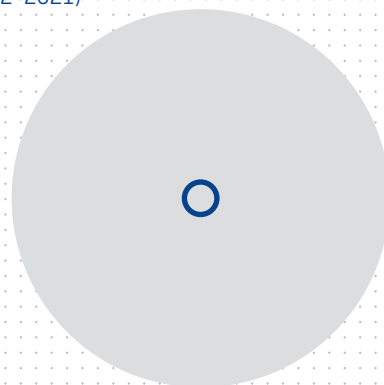
Public Perception of Economic Opportunity Foundations
(2012-2021)



Public Perception of Participation, Rights & Inclusion
(2012-2021)



Public Perception of Human Development
(2012-2021)



Country Info

Region

Eastern Africa

Geography

Landlocked

REC Membership(s)

**Common Market for Eastern
and Southern Africa (COMESA)**

East African Community (EAC)

**Economic Community of
Central African States (ECCAS)**

Leadership (2012-2021)

**President Paul Kagame
(1994-)**

Additional Data

Measure	Value	Unit
Demographic data		
Population	13.5	millions
Urban population	17.6	% of total population
Economic data		
GDP	11.1	current USD (billions)
GDP growth	+10.9	annual %
GDP per capita	833.8	current USD
GDP per capita, PPP	2494.1	current international \$
GNI	10.8	current USD (billions)
GNI growth	+11.2	annual %
GNI per capita, PPP	2440.0	current international \$
Total Trade	53.9	% of GDP
Unemployment rate (15+)	1.6	% of working-age population
Youth Unemployment Rate (15-24)	2.9	% of working age population
Financial data		
Central Government Debt	60.1*	% of GDP
ODA	1624.4*	current USD (millions)
ODA	16.3*	% of GNI
FDI	1.0*	% of GDP

* If 2021 data unavailable, latest available data is displayed.

2022 IIAG Scorecard

OVERALL GOVERNANCE

2021 SCORE/100	2021 RANK/54	TREND 2012-2021
59.1	12 th	+2.0

TREND CLASSIFICATION KEY

■ Increasing Improvement	■ Bouncing Back	■ No Change
■ Slowing Improvement	■ Slowing Deterioration	■ Not Classified
■ Warning Signs	■ Increasing Deterioration	

SECURITY & RULE OF LAW

	SCORE/100 2021	RANK/54 2021	TREND 2012-2021
SECURITY & RULE OF LAW	66.2	9	+1.4
SECURITY & SAFETY	82.0	23	-4.0
Absence of Armed Conflict	99.1	26	-0.4
Absence of Violence against Civilians	86.9	23	+2.3
Absence of Forced Migration	70.6	49	-15.1
Absence of Human Trafficking & Forced Labour	71.5	12	-4.3
Absence of Crime	81.8	4	-2.6
RULE OF LAW & JUSTICE	59.2	14	+0.8
Executive Compliance with the Rule of Law	36.6	39	+3.0
Impartiality of the Judicial System	39.9	34	+4.3
Judicial Processes	77.0	5	-2.5
Equality before the Law	61.2	15	-4.4
Law Enforcement	85.2	1	+6.3
Property Rights	55.4	32	-1.7
ACCOUNTABILITY & TRANSPARENCY	44.4	19	+1.7
Institutional Checks & Balances	44.6	25	-1.0
Absence of Undue Influence on Government	25.8	35	+0.0
Civic Checks & Balances	53.9	25	-6.4
Disclosure of Public Records	45.5	8	+9.2
Accessibility of Public Records	52.5	5	+7.1
ANTI-CORRUPTION	79.3	1	+7.3
Anti-Corruption Mechanisms	69.0	2	+16.6
Absence of Corruption in State Institutions	74.5	5	+12.7
Absence of Corruption in the Public Sector	79.5	4	+0.1
Public Procurement Procedures	83.3	2	+4.0
Absence of Corruption in the Private Sector	90.0	2	+2.8

FOUNDATIONS FOR ECONOMIC OPPORTUNITY

	SCORE/100 2021	RANK/54 2021	TREND 2012-2021
FOUNDATIONS FOR ECONOMIC OPPORTUNITY	63.4	9	+5.6
PUBLIC ADMINISTRATION	77.4	2	+8.6
Civil Registration	75.0	7	+12.5
Capacity of the Statistical System	75.7	3	+4.4
Tax & Revenue Mobilisation	60.8	6	+11.0
Budgetary & Financial Management	92.9	1	+8.9
Effective Administration	82.9	1	+6.7
BUSINESS & LABOUR ENVIRONMENT	59.4	9	+4.9
Regional Integration	73.4	1	+2.3
Economic Diversification	58.1	34	-1.3
Business & Competition Regulations	85.7	3	+5.6
Access to Banking Services	36.0	16	-0.5
Labour Relations	66.2	10	+13.3
Secure Employment Opportunities	37.2	30	+10.3
INFRASTRUCTURE	38.8	19	+7.9
Transport Network	51.1	10	+4.3
Access to Energy	23.6	37	+16.0
Mobile Communications	72.4	16	+31.4
Internet & Computers	12.9	27	+11.2
Shipping & Postal Network	34.3	15	-23.2
RURAL ECONOMY	77.8	4	+0.7
Rural Land & Water Access	93.1	1	+7.5
Rural Market Access	59.8	24	-15.5
Rural Economy Support	90.1	2	+12.5
Rural Representation & Participation	68.1	25	-1.9

PARTICIPATION, RIGHTS & INCLUSION

	SCORE/100 2021	RANK/54 2021	TREND 2012-2021
PARTICIPATION, RIGHTS & INCLUSION	44.8	30	-1.1
PARTICIPATION	28.1	35	-7.7
Freedom of Association & Assembly	0.0	46	-12.5
Political Pluralism	36.2	30	-10.6
Civil Society Space	34.9	38	-7.6
Democratic Elections	41.3	24	+0.1
RIGHTS	29.3	42	-4.5
Personal Liberties	32.8	36	-11.7
Freedom of Expression & Belief	27.9	47	-7.9
Media Freedom	29.0	47	+0.3
Digital Rights	40.3	41	-3.1
Protection against Discrimination	16.7	19	+0.0
INCLUSION & EQUALITY	36.5	40	+1.3
Equal Political Power	28.0	46	+6.5
Equal Political Representation	41.9	24	+3.0
Equal Civil Liberties	60.9	26	+4.3
Equal Socioeconomic Opportunity	21.0	48	-2.0
Equal Access to Public Services	30.7	31	-5.1
WOMEN'S EQUALITY	85.2	1	+6.5
Political Power & Representation of Women	91.7	1	+11.8
Equal Rights & Civil Liberties for Women	93.7	1	-0.3
Socioeconomic Opportunity for Women	72.3	4	+18.1
Equal Access to Public Services for Women	68.2	14	+2.6
Laws on Violence against Women	100.0	1	+0.0

HUMAN DEVELOPMENT

	SCORE/100 2021	RANK/54 2021	TREND 2012-2021
HUMAN DEVELOPMENT	62.2	10	+2.3
HEALTH	73.1	8	+3.3
Access to Healthcare	79.3	3	-4.1
Access to Water & Sanitation	41.0	30	+5.0
Control of Communicable Diseases	91.4	5	+3.6
Control of Non-Communicable Diseases	77.9	16	-3.4
Child & Maternal Health	66.1	20	+10.9
Compliance with International Health Regulations (IHR)	82.9	5	+7.9
EDUCATION	56.3	18	+3.4
Equality in Education	68.4	9	-5.3
Education Enrolment	35.0	23	-1.3
Education Completion	44.8	30	+24.7
Human Resources in Education	81.7	22	+4.0
Education Quality	51.5	17	-5.2
SOCIAL PROTECTION & WELFARE	50.7	17	+2.5
Social Safety Nets	45.2	12	-7.2
Poverty Reduction Policies	75.0	3	+0.5
Socioeconomic Inequality Mitigation	50.8	23	-1.1
Decent Housing	36.4	24	+12.0
Food Security	46.0	39	+8.2
SUSTAINABLE ENVIRONMENT	68.8	6	+0.0
Promotion of Environmental Sustainability	78.6	4	+2.8
Enforcement of Environmental Policies	81.6	2	-18.4
Air Quality	64.4	26	+7.9
Sustainable Use of Land & Forests	62.4	22	+7.1
Land & Water Biodiversity Protection	57.0	19	+0.4

Sources

SECURITY & RULE OF LAW

SECURITY & RULE OF LAW

SECURITY & SAFETY

Absence of Armed Conflict (ACLED/UCDP)
Absence of Violence against Civilians (ACLED/PTS)
Absence of Forced Migration (IDMC/UNHCR)
Absence of Human Trafficking & Forced Labour (ENACT/V-DEM)
Absence of Crime (ENACT/WHO)

RULE OF LAW & JUSTICE

Executive Compliance with the Rule of Law (V-DEM/WJP)
Impartiality of the Judicial System (AFIDEP&GI/V-DEM)
Judicial Processes (V-DEM/WJP)
Equality before the Law (FH/WJP)
Law Enforcement (AFIDEP&GI/WEF/WJP)
Property Rights (BS/V-DEM/WJP)

ACCOUNTABILITY & TRANSPARENCY

Institutional Checks & Balances (BS/V-DEM/WJP)
Absence of Undue Influence on Government (BS/FH/V-DEM)
Civic Checks & Balances (BS/V-DEM/WJP)
Disclosure of Public Records (AFIDEP&GI/IBP/WJP)
Accessibility of Public Records (AFIDEP&GI/WJP)

ANTI-CORRUPTION

Anti-Corruption Mechanisms (AFIDEP&GI/BS)
Absence of Corruption in State Institutions (V-DEM/WJP)
Absence of Corruption in the Public Sector (V-DEM/WEF/WJP)
Public Procurement Procedures (AFIDEP&GI/WJP)
Absence of Corruption in the Private Sector (WB/WEF)

PARTICIPATION, RIGHTS & INCLUSION

PARTICIPATION, RIGHTS & INCLUSION

PARTICIPATION

Freedom of Association & Assembly (AFIDEP&GI/FH)
Political Pluralism (AFIDEP&GI/V-DEM)
Civil Society Space (AFIDEP&GI/V-DEM)
Democratic Elections (AFIDEP&GI/CDD-Ghana/V-DEM)

RIGHTS

Personal Liberties (FH/V-DEM/WJP)
Freedom of Expression & Belief (FH/V-DEM/WJP)
Media Freedom (AFIDEP&GI/V-DEM/RSF)
Digital Rights (AFIDEP&GI/DSP&V-DEM/V-DEM)
Protection against Discrimination (AFIDEP&GI)

INCLUSION & EQUALITY

Equal Political Power (V-DEM)
Equal Political Representation (FH/IPU/V-DEM)
Equal Civil Liberties (V-DEM)
Equal Socioeconomic Opportunity (AFIDEP&GI/V-DEM)
Equal Access to Public Services (V-DEM)

WOMEN'S EQUALITY

Political Power & Representation of Women (AFIDEP&GI/IPU/V-DEM)
Equal Rights & Civil Liberties for Women (V-DEM/WB)
Socioeconomic Opportunity for Women (AFIDEP&GI/V-DEM)
Equal Access to Public Services for Women (V-DEM)
Laws on Violence against Women (WB)

FOUNDATIONS FOR ECONOMIC OPPORTUNITY

FOUNDATIONS FOR ECONOMIC OPPORTUNITY

PUBLIC ADMINISTRATION

Civil Registration (AFIDEP&GI)
Capacity of the Statistical System (AFIDEP&GI/ODW/V-DEM/WB)
Tax & Revenue Mobilisation (AfDB/UNU-WIDER/WB)
Budgetary & Financial Management (AfDB/WB)
Effective Administration (AfDB/AFIDEP&GI/V-DEM/WB)

BUSINESS & LABOUR ENVIRONMENT

Regional Integration (AfDB/AfDB&AUC/UNCTAD)
Economic Diversification (OEC/UNCTAD)
Business & Competition Regulations (AfDB/BS/WB)
Access to Banking Services (GSMA/IMF)
Labour Relations (AFIDEP&GI/WEF)
Secure Employment Opportunities (ILO/WB)

INFRASTRUCTURE

Transport Network (AfDB/WEF)
Access to Energy (WB/WHO)
Mobile Communications (ITU)
Internet & Computers (ITU/WB)
Shipping & Postal Network (UNCTAD/UPU)

RURAL ECONOMY

Rural Land & Water Access (IFAD)
Rural Market Access (IFAD)
Rural Economy Support (IFAD)
Rural Representation & Participation (IFAD)

HUMAN DEVELOPMENT

HUMAN DEVELOPMENT

HEALTH

Access to Healthcare (V-DEM/WHO)
Access to Water & Sanitation (WHO&UNICEF)
Control of Communicable Diseases (UNAIDS/WHO)
Control of Non-Communicable Diseases (IHME)
Child & Maternal Health (IGME/MMEIG/UNDESA/UNICEF&WHO&WB)
Compliance with International Health Regulations (IHR) (WHO)

EDUCATION

Equality in Education (V-DEM/UNESCO)
Education Enrolment (UNESCO)
Education Completion (UNESCO)
Human Resources in Education (UNESCO)
Education Quality (BS/WB/WEF)

SOCIAL PROTECTION & WELFARE

Social Safety Nets (AFIDEP&GI/BS)
Poverty Reduction Policies (AfDB/BS/WB)
Socioeconomic Inequality Mitigation (AfDB/FFP/WB/WID.World)
Decent Housing (CAHF/UN-Habitat&UNDESA)
Food Security (FAO)

SUSTAINABLE ENVIRONMENT

Promotion of Environmental Sustainability (AfDB/BS/WB)
Enforcement of Environmental Policies (WEF/WJP)
Air Quality (HEI&IHME)
Sustainable Use of Land & Forests (FAO/WB/WRI)
Land & Water Biodiversity Protection (ENACT/WB/Yale & Columbia)

Acronyms

ACLED	Armed Conflict Location & Event Data Project	UNAIDS	Joint United Nations Programme on HIV/AIDS
AfDB	African Development Bank	UNCTAD	United Nations Conference on Trade and Development
AFIDEP	African Institute for Development Policy	UNDESA	United Nations Department of Economic and Social Affairs
AUC	African Union Commission	UNESCO	United Nations Educational, Scientific and Cultural Organization
BS	Bertelsmann Stiftung	UN-Habitat	United Nations Human Settlements Programme
CAHF	Centre for Affordable Housing Finance in Africa	UNHCR	United Nations High Commissioner for Refugees
CDD-Ghana	Ghana Center for Democratic Development	UNICEF	United Nations Children's Fund
Columbia	Center for International Earth Science Information Network Earth Institute, Columbia University	UNU-WIDER	United Nations University - World Institute for Development Economics Research
DSP	Digital Society Project	UPU	Universal Postal Union
ENACT	ENACT Africa	V-DEM	Varieties of Democracy Institute
FAO	Food and Agriculture Organization of the United Nations	WB	World Bank
FFP	Fund for Peace	WEF	World Economic Forum
FH	Freedom House	WHO	World Health Organization
GI	Global Integrity	WID.World	World Inequality Database
GSMA	Global System for Mobile Communications	WJP	World Justice Project
HEI	Health Effects Institute	WRI	World Resources Institute
IBP	International Budget Partnership	Yale	Yale Center for Environmental Law & Policy
IDMC	Internal Displacement Monitoring Centre		
IFAD	International Fund for Agricultural Development		
IHME	Institute for Health Metrics and Evaluation		
ILO	International Labour Organization		
IMF	International Monetary Fund		
IPU	Inter-Parliamentary Union		
ITU	International Telecommunication Union		
ODW	Open Data Watch		
OEC	Observatory for Economic Complexity		
PTS	Political Terror Scale		
RSF	Reporters sans frontières (Reporters Without Borders)		
UCDP	Uppsala Conflict Data Program		
UN IGME	United Nations Inter-agency Group for Child Mortality Estimation		
UN MMEIG	United Nations Maternal Mortality Estimation Inter-agency Group		



mo.ibrahim.foundation

FB→ /MolbrahimFoundation

TW→ @Mo_IbrahimFdn #IIAG

IG→ moibrahimfoundation