

PROFILE:

MO IBRAHIM FOUNDATION
— 2022 IIAG

São Tomé and Príncipe

2012-2021
GOVERNANCE RESULTS



[mo.ibrahim.foundation](https://moibrahimfoundation.org)

FB→ /MolbrahimFoundation

TW→ @Mo_IbrahimFdn #IIAG

IG→ moibrahimfoundation

Table of Contents

2022 IIAG Framework	p.3
Reading the Results	p.6
Overall Governance: Scores, Ranks & Trends	p.7
Category Level: Scores & Trends	p.9
Sub-category Level: Scores & Trends	p.10
Indicator Level: Scores & Trends	p.12
Citizens' Voices: Scores & Trends	p.13
Country Info	p.14
Additional Data	p.15
2022 IIAG Scorecard	p.16
Sources	p.17
Acronyms	p.18

2022 IIAG Framework

Published since 2007, the Ibrahim Index of African Governance (IIAG) assesses governance performance in 54 African countries over the latest available 10-year period. The Mo Ibrahim Foundation defines governance as the provision of the political, social, economic and environmental public goods that every citizen has the right to expect from their state, and that a state has the responsibility to deliver to its citizens.

The 2022 IIAG covers ten years from 2012 to 2021. The data for the IIAG come from 47 sources, from which 265 variables, clustered into 81 indicators, are collected. All but four IIAG indicators are formed of more than one variable to provide a governance assessment supported by multiple proxy measurements.

The IIAG indicators are organised under 16 sub-categories and four categories - *Security & Rule of Law; Participation, Rights & Inclusion; Foundations for Economic Opportunity; Human Development* - that make up the *Overall Governance* score.

Including all the data from source as well as the composite scores calculated expressly for the IIAG, there are a total of 413 different measures of governance for any given country or group in any given data year across the ten years covered. These are made up of indicators that measure specific issues, such as *Executive Compliance with the Rule of Law*, which sits within the broader sub-category measure *Rule of Law & Justice*, which in turn is one part of the overarching category *Security & Rule of Law*. In total there are more than 220,000 data points in the 2022 IIAG dataset.

As citizens are the end recipients of public leadership and governance, measuring governance performance cannot rely on official and expert assessment data alone. For this reason, the IIAG is accompanied by a complementary dataset focused on Citizens' Voices to provide an assessment of Africa's citizens' perceptions of governance performance, composed of 36 public perception variables sourced from Afrobarometer.

2022 Ibrahim Index of African Governance (IIAG)



OVERALL GOVERNANCE



SECURITY & RULE OF LAW

Security & Safety

- Absence of Armed Conflict
- Absence of Violence against Civilians
- Absence of Forced Migration
- Absence of Human Trafficking & Forced Labour
- Absence of Crime

Rule of Law & Justice

- Executive Compliance with the Rule of Law
- Impartiality of the Judicial System
- Judicial Processes
- Equality before the Law
- Law Enforcement
- Property Rights

Accountability & Transparency

- Institutional Checks & Balances
- Absence of Undue Influence on Government
- Civic Checks & Balances
- Disclosure of Public Records
- Accessibility of Public Records

Anti-Corruption

- Anti-Corruption Mechanisms
- Absence of Corruption in State Institutions
- Absence of Corruption in the Public Sector
- Public Procurement Procedures
- Absence of Corruption in the Private Sector



PARTICIPATION, RIGHTS & INCLUSION

Participation

- Freedom of Association & Assembly
- Political Pluralism
- Civil Society Space
- Democratic Elections

Rights

- Personal Liberties
- Freedom of Expression & Belief
- Media Freedom
- Digital Rights
- Protection against Discrimination

Inclusion & Equality

- Equal Political Power
- Equal Political Representation
- Equal Civil Liberties
- Equal Socioeconomic Opportunity
- Equal Access to Public Services

Women's Equality

- Political Power & Representation of Women
- Equal Rights & Civil Liberties for Women
- Socioeconomic Opportunity for Women
- Equal Access to Public Services for Women
- Laws on Violence against Women

Citizens' Voices (CV)



PUBLIC PERCEPTION OF OVERALL GOVERNANCE

Public Perception of Security & Rule of Law

- Public Perception of Security & Safety
- Public Perception of the Rule of Law
- Public Perception of Accountability
- Public Perception of Anti-Corruption

Public Perception of Participation, Rights & Inclusion

- Public Perception of Elections & Freedom
- Public Perception of Inclusion & Equality
- Public Perception of Female Leadership



FOUNDATIONS FOR ECONOMIC OPPORTUNITY

Public Administration

- Civil Registration
- Capacity of the Statistical System
- Tax & Revenue Mobilisation
- Budgetary & Financial Management
- Effective Administration

Business & Labour Environment

- Regional Integration
- Economic Diversification
- Business & Competition Regulations
- Access to Banking Services
- Labour Relations
- Secure Employment Opportunities

Infrastructure

- Transport Network
- Access to Energy
- Mobile Communications
- Internet & Computers
- Shipping & Postal Network

Rural Economy

- Rural Land & Water Access
- Rural Market Access
- Rural Economy Support
- Rural Representation & Participation



HUMAN DEVELOPMENT

Health

- Access to Healthcare
- Access to Water & Sanitation
- Control of Communicable Diseases
- Control of Non-Communicable Diseases
- Child & Maternal Health
- Compliance with International Health Regulations

Education

- Equality in Education
- Education Enrolment
- Education Completion
- Human Resources in Education
- Education Quality

Social Protection & Welfare

- Social Safety Nets
- Poverty Reduction Policies
- Socioeconomic Inequality Mitigation
- Decent Housing
- Food Security

Sustainable Environment

- Promotion of Environmental Sustainability
- Enforcement of Environmental Policies
- Air Quality
- Sustainable Use of Land & Forests
- Land & Water Biodiversity Protection

Public Perception of Economic Opportunity Foundations

- Public Perception of Public Administration
- Satisfaction with Economic Opportunities
- Satisfaction with Infrastructure

Public Perception of Human Development

- Satisfaction with Health Provision
- Satisfaction with Education Provision
- Lived Poverty & Public Perception of Social Protection

Reading the Results

Scores and ranks

The IIAG scores quantify a country's performance for each governance measure each data year, expressed out of 100.0 (with 100.0 being always the best score). Rounded to one decimal point, scores are relative to each country's performance in relation to the other 54 African countries.

Ranks are calculated based on the respective scores and are expressed out of 54. When two or more countries have the same score, they share the same place in the ranking table (tied ranks).

10-year trends

The IIAG 10-year trends offer an additional layer of analysis to scores and ranks, as they quantify change in absolute score between the last and the first data years of the time series. The 2022 IIAG 10-year trends compare a country's performance for each governance measure in 2021 compared to 2012, offering an assessment of the change.

Trend classifications

Trend classifications are a third layer of analysis, complementing scores, ranks and 10-year trends. The IIAG trend classifications serve to assess the mid-period trend (2017-2021 in the 2022 IIAG) in relation to the 10-year trend (2012-2021). The comparison of mid-period and full period trends help identify early signs of the direction and pace of country trajectories - 'trends within trends'.

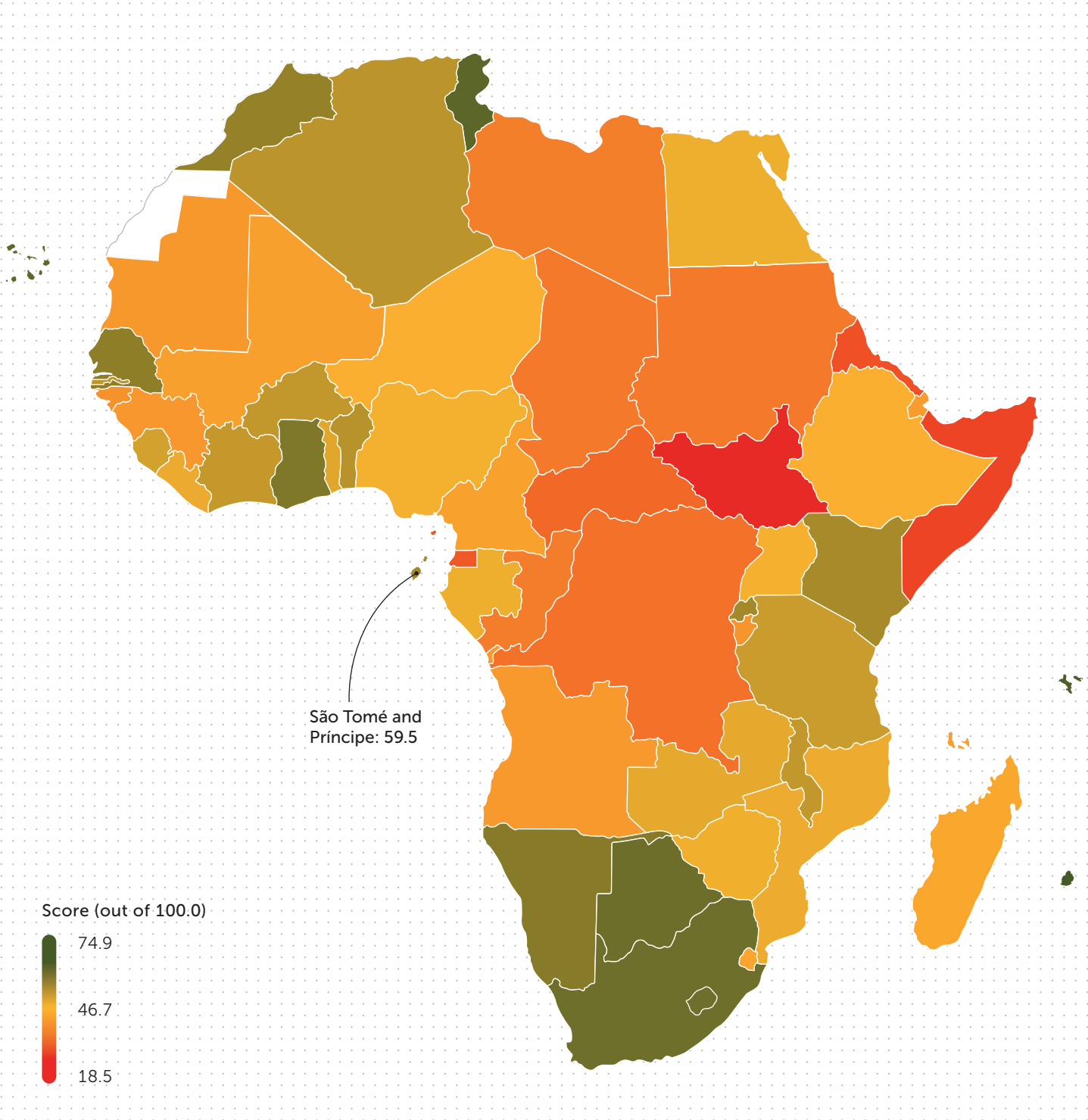
Trend Classification	Characteristic
Increasing Improvement	Score is better in 2021 compared to 2012, with the rate of improvement increasing since 2017
Slowing Improvement	Score is better in 2021 compared to 2012, but the rate of improvement is slowing since 2017
Warning Signs	Score is better/no change in 2021 compared to 2012, but showing decline since 2017
Bouncing Back	Score is worse/no change in 2021 compared to 2012, but showing progress since 2017
Slowing Deterioration	Score is worse in 2021 compared to 2012, but the rate of deterioration is slowing since 2017
Increasing Deterioration	Score is worse in 2021 compared to 2012, with the rate of deterioration increasing since 2017

Overall Governance: Scores, Ranks & Trends

With a score of 59.5 (out of 100.0), São Tomé and Príncipe ranks 11th (out of 54) in *Overall Governance* in 2021.

Score (2021)	59.5
Rank (2021)	11 th

African countries: *Overall Governance* scores (2021)



Overall Governance: Scores, Ranks & Trends

São Tomé and Príncipe's *Overall Governance* score has improved over the last decade (2012-2021). However, the pace of improvement has slowed down over the most recent five years (2017-2021).

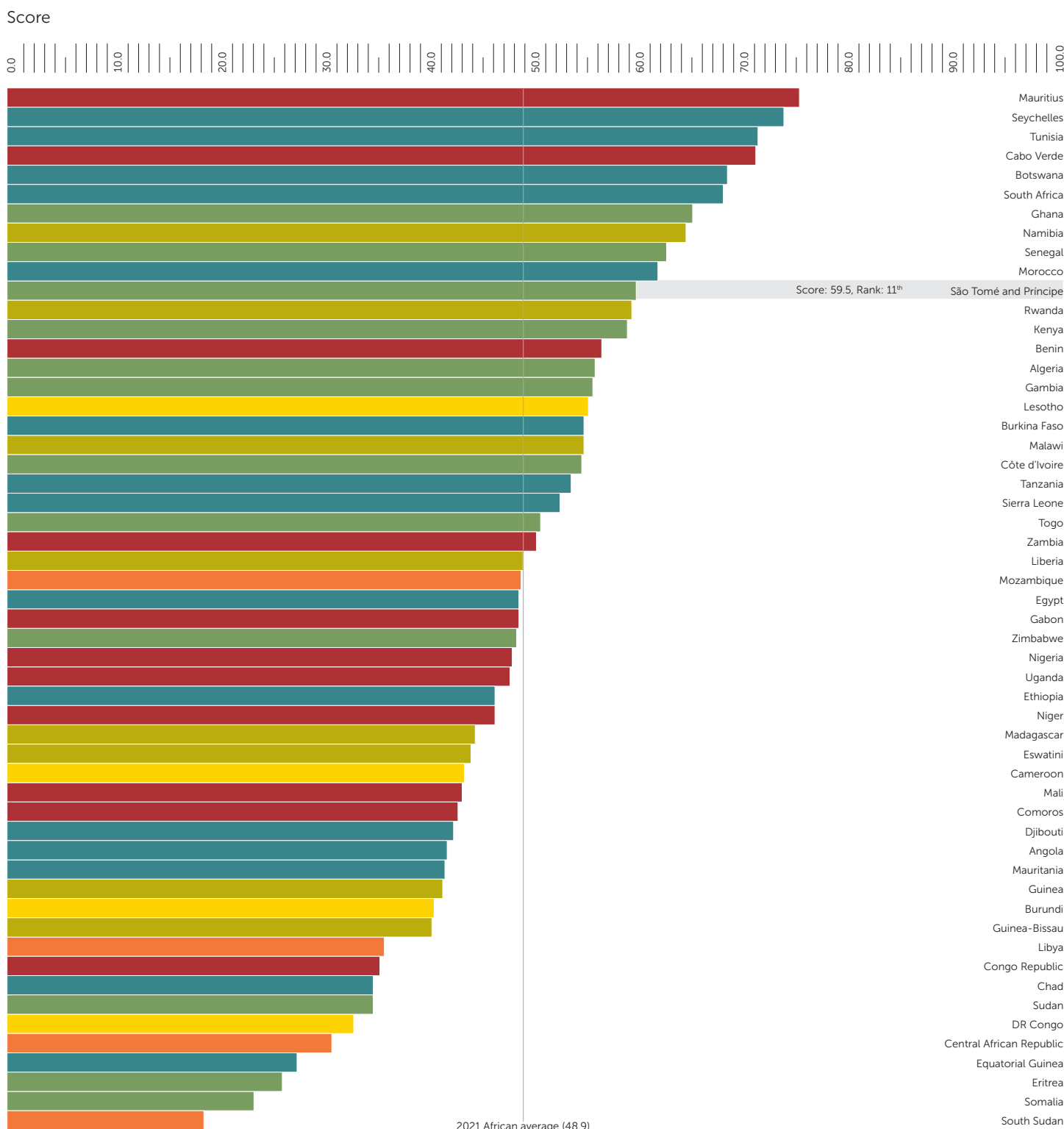
Trends	10-year trend (2012-2021)	5-year trend (2017-2021)
Score Change	+1.6	+0.5
Rank Change	-1	+1

Trend Classification: Slowing Improvement █

Trend classifications

- █ Increasing Improvement
- █ Slowing Improvement
- █ Warning Signs
- █ Bouncing Back
- █ Slowing Deterioration
- █ Increasing Deterioration

African countries: Overall Governance scores (2021) & trend classification (2012-2021)



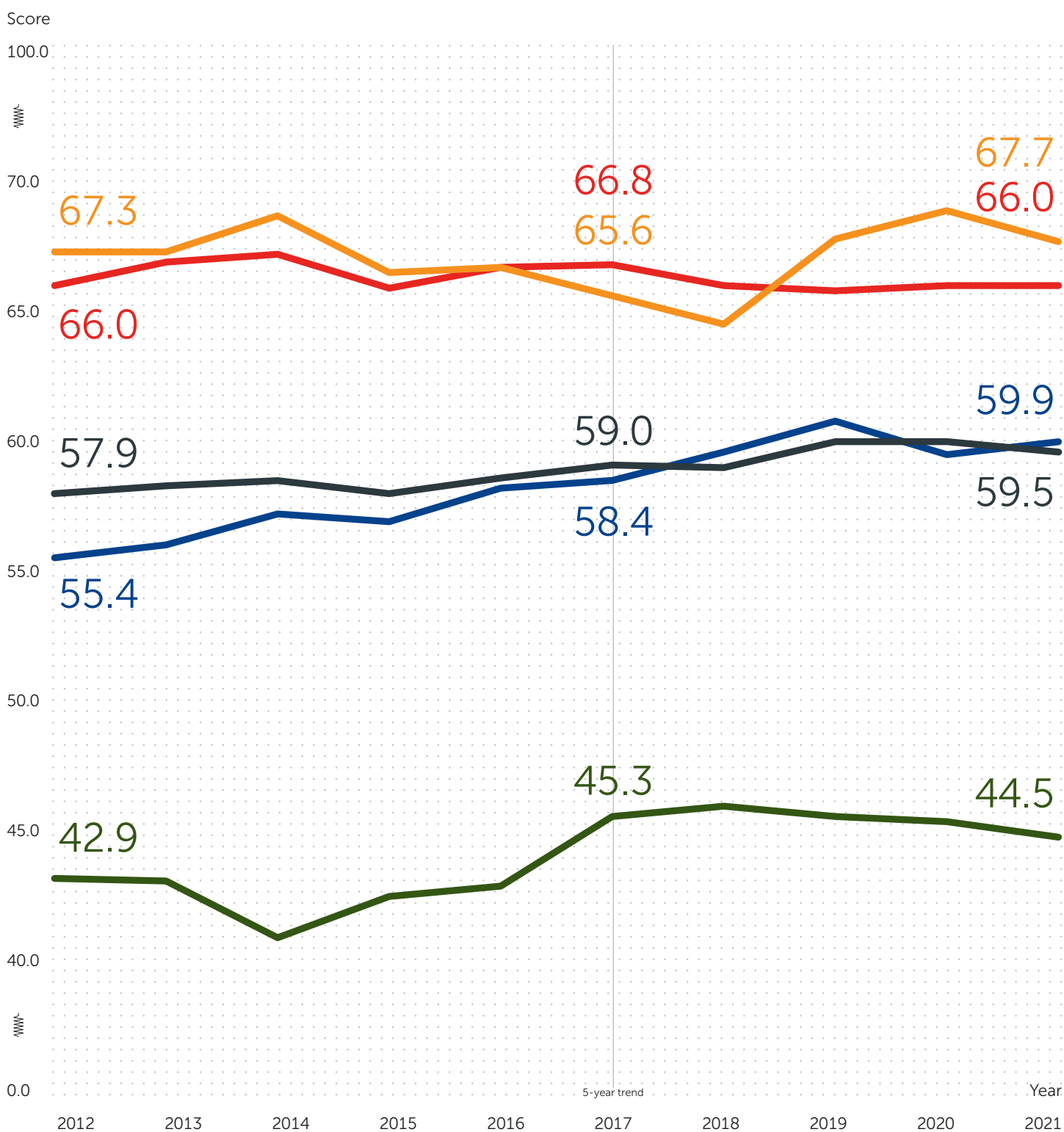
Category Level: Scores & Trends

São Tomé and Príncipe has improved in three out of four categories since 2012, namely *Participation, Rights & Inclusion*, *Foundations for Economic Opportunity* and *Human Development*. However, São Tomé and Príncipe has deteriorated in *Security & Rule of Law*, driven by decline in the sub-categories *Security & Safety* and *Accountability & Transparency* and *Anti-Corruption*.

IIAG categories

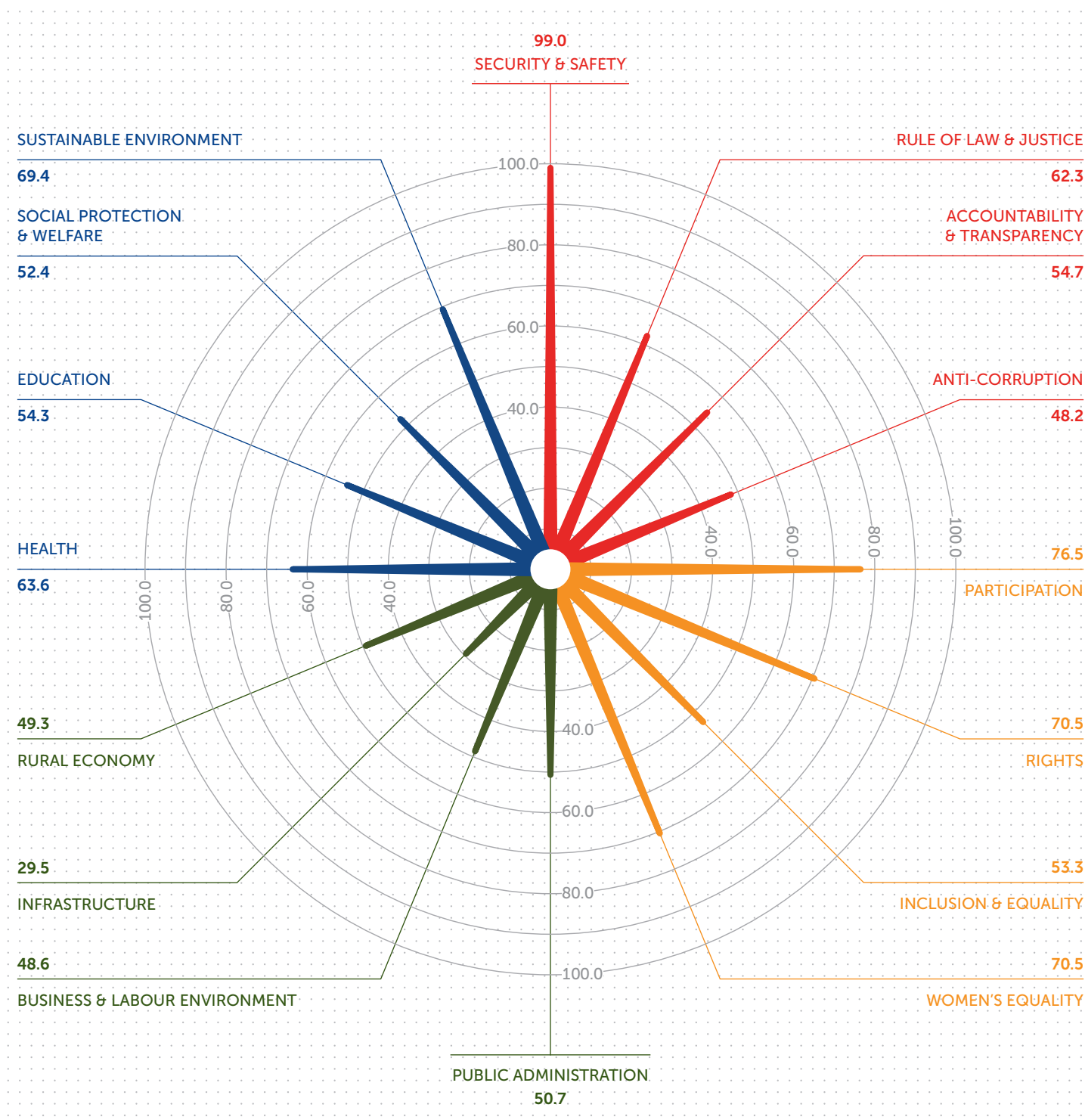
- Overall Governance
- Security & Rule of Law
- Participation, Rights & Inclusion
- Foundations for Economic Opportunity
- Human Development

São Tomé and Príncipe: Overall Governance and category scores (2012-2021)



Sub-category Level: Scores & Trends

São Tomé and Príncipe: sub-category scores (2021)



Sub-category Level: Scores & Trends







São Tomé and Príncipe has improved in 12 out of the 16 sub-categories since 2012. It has improved in all sub-categories of the *Human Development* category. The category to have seen the most sub-categories deteriorate is *Foundations for Economic Opportunity*. São Tomé and Príncipe scores above the continental average for 13 sub-categories and is among the bottom ten for one of the 16 sub-categories in 2021. It is also among the top ten for six sub-categories in 2021.

Best scoring	Score (2021)	
Security & Safety	99.0	
Participation	76.5	
Rights	70.5	

Worst scoring	Score (2021)	
Infrastructure	29.5	
Anti-Corruption	48.2	
Business & Labour Environment	48.6	

Overall Governance drivers of change: sub-category trends (2012-2021)

Change driven by (2012-2021)

Sub-category	Trend	Score	
Infrastructure	+8.2	29.5	
Social Protection & Welfare	+7.0	52.4	
Education	+6.8	54.3	
Public Administration	+4.9	50.7	
Rights	+4.1	70.5	
Anti-Corruption	+3.5	48.2	
Sustainable Environment	+3.5	69.4	
Women's Equality	+2.5	70.5	
Inclusion & Equality	+1.7	53.3	
Health	+1.0	63.6	
Security & Safety	+0.7	99.0	
Accountability & Transparency	+0.3	54.7	

Change opposed by (2012-2021)

Sub-category	Trend	Score	
Participation	-6.6	76.5	
Rural Economy	-5.0	49.3	
Rule of Law & Justice	-4.5	62.3	
Business & Labour Environment	-1.4	48.6	

IIAG categories

-  Security & Rule of Law
-  Participation, Rights & Inclusion
-  Foundations for Economic Opportunity
-  Human Development

Indicator Level: Scores & Trends

São Tomé and Príncipe scores above the continental average for 54 of the 81 indicators. São Tomé and Príncipe received the highest possible score of 100.0 for five indicators. It received the lowest score of 0.0 for only one indicator. São Tomé and Príncipe improved in 42 out of the 81 indicators across the IAG since 2012 and declined in 26. No change was registered in nine indicators.*

* São Tomé and Príncipe does not have data for four indicators.

IAG categories

- Security & Rule of Law
- Participation, Rights & Inclusion
- Foundations for Economic Opportunity
- Human Development

Best scoring & worst scoring indicators (2021)

Best scoring indicators (2021)

	Score (2021)	Rank (2021)	Sub-category
Absence of Armed Conflict	100.0	1	Security & Safety
Absence of Forced Migration	100.0	1	Security & Safety
Absence of Human Trafficking & Forced Labour	100.0	1	Security & Safety
Equality before the Law	100.0	1	Rule of Law & Justice
Laws on Violence against Women	100.0	1	Women's Equality
Absence of Violence against Civilians	99.8	3	Security & Safety
Absence of Crime	95.2	1	Security & Safety
Freedom of Expression & Belief	95.0	2	Rights
Institutional Checks & Balances	92.9	1	Accountability & Transparency
Control of Communicable Diseases	92.3	4	Health

Worst scoring indicators (2021)

	Score (2021)	Rank (2021)	Sub-category
Law Enforcement	0.0	49	Rule of Law & Justice
Shipping & Postal Network	3.2	52	Infrastructure
Anti-Corruption Mechanisms	12.5	45	Anti-Corruption
Internet & Computers	13.2	26	Infrastructure
Accessibility of Public Records	13.9	38	Accountability & Transparency
Access to Banking Services	19.4	34	Business & Labour Environment
Transport Network	24.5	38	Infrastructure
Public Procurement Procedures	25.0	27	Anti-Corruption
Regional Integration	26.8	40	Business & Labour Environment
Compliance with International Health Regulations (IHR)	27.6	50	Health

Most improved & most deteriorated indicators (2012-2021)

Most improved indicators (2012-2021)

	10-year trend	Score (2021)	Rank (2021)	Sub-category
Civil Registration	+37.5	62.5	24	Public Administration
Mobile Communications	+29.7	66.9	23	Infrastructure
Social Safety Nets	+25.0	41.7	15	Social Protection & Welfare
Protection against Discrimination	+19.5	27.8	15	Rights
Equal Political Representation	+15.2	67.5	4	Inclusion & Equality
Education Enrolment	+13.2	49.0	10	Education
Access to Water & Sanitation	+12.6	56.6	14	Health
Anti-Corruption Mechanisms	+12.5	12.5	45	Anti-Corruption
Access to Energy	+10.6	39.6	27	Infrastructure
Secure Employment Opportunities	+9.0	44.4	25	Business & Labour Environment

Most deteriorated indicators (2012-2021)

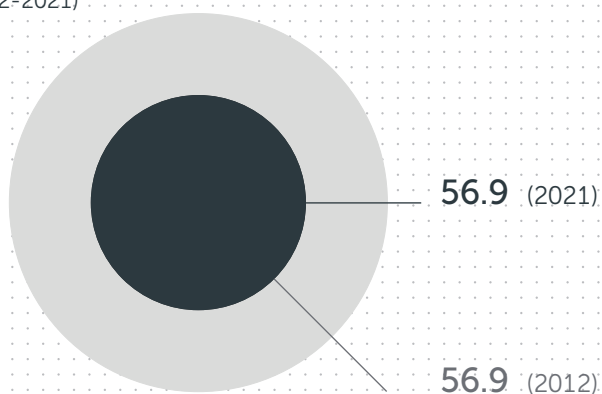
	10-year trend	Score (2021)	Rank (2021)	Sub-category
Labour Relations	-25.0	75.0	4	Business & Labour Environment
Law Enforcement	-25.0	0.0	49	Rule of Law & Justice
Rural Representation & Participation	-20.6	49.0	38	Rural Economy
Freedom of Association & Assembly	-12.5	87.5	3	Participation
Budgetary & Financial Management	-11.5	49.4	29	Public Administration
Democratic Elections	-11.2	63.0	12	Participation
Compliance with International Health Regulations (IHR)	-10.6	27.6	50	Health
Tax & Revenue Mobilisation	-10.0	37.5	38	Public Administration
Impartiality of the Judicial System	-7.3	49.5	25	Rule of Law & Justice
Access to Banking Services	-5.7	19.4	34	Business & Labour Environment

Citizens' Voices: Scores & Trends

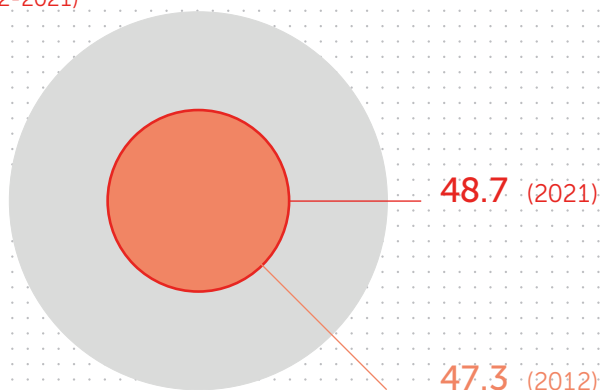
Citizens' Voices (CV) acts as a parallel index that complements the IAG results with citizens' perceptions and satisfaction with public services. CV mirrors the IAG categories and provides public perception data on the closest proxies to the IAG measures.

In São Tomé and Príncipe, citizens' satisfaction with governance has remained the same since 2012, with progress registered across two sub-sections and declines in two sub-sections.

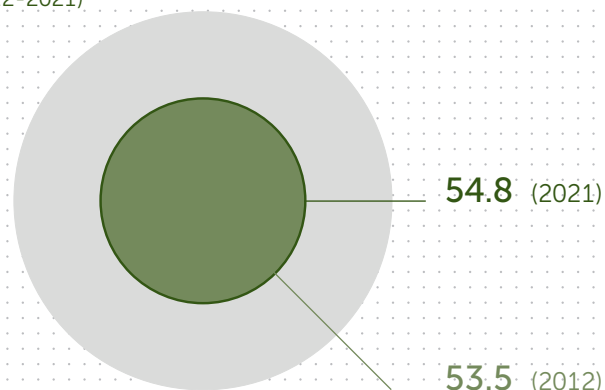
Public Perception of Overall Governance
(2012-2021)



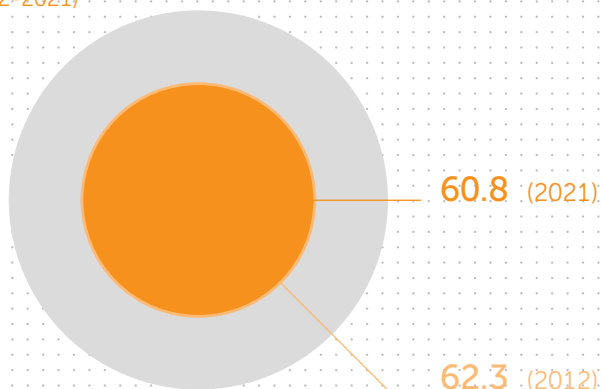
Public Perception of Security & Rule of Law
(2012-2021)



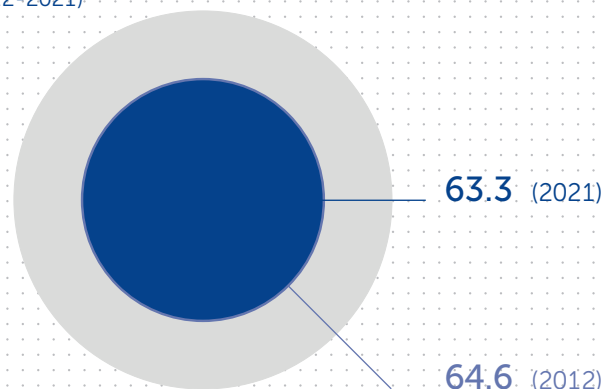
Public Perception of Economic Opportunity Foundations
(2012-2021)



Public Perception of Participation, Rights & Inclusion
(2012-2021)



Public Perception of Human Development
(2012-2021)



Country Info

Region

Central Africa

Geography

Island

REC Membership(s)

**Economic Community of
Central African States (ECCAS)**

Leadership (2012-2021)

**President Manuel
Pinto da Costa
(2011-2016)**

**President Evaristo Carvalho
(2016-2021)**

**President Carlos Vila Nova
(2021-)**

Additional Data

Measure	Value	Unit
Demographic data		
Population	0.2	millions
Urban population	75.1	% of total population
Economic data		
GDP	0.5	current USD (billions)
GDP growth	+1.8	annual %
GDP per capita	2449.3	current USD
GDP per capita, PPP	4445.9	current international \$
GNI	0.6	current USD (billions)
GNI growth	.	annual %
GNI per capita, PPP	4490.0	current international \$
Total Trade	.	% of GDP
Unemployment rate (15+)	15.9	% of working-age population
Youth Unemployment Rate (15-24)	22.9	% of working age population
Financial data		
Central Government Debt	81.4*	% of GDP
ODA	91.8*	current USD (millions)
ODA	19.2*	% of GNI
FDI	10.0*	% of GDP

* If 2021 data unavailable, latest available data is displayed.

2022 IIAG Scorecard

OVERALL GOVERNANCE

2021 SCORE/100	2021 RANK/54	TREND 2012-2021
59.5	11 th	+1.6

TREND CLASSIFICATION KEY

■ Increasing Improvement	■ Bouncing Back	■ No Change
■ Slowing Improvement	■ Slowing Deterioration	■ Not Classified
■ Warning Signs	■ Increasing Deterioration	

SECURITY & RULE OF LAW

	SCORE/100 2021	RANK/54 2021	TREND 2012-2021
SECURITY & RULE OF LAW	66.0	10	+0.0
SECURITY & SAFETY	99.0	1	+0.7
Absence of Armed Conflict	100.0	1	+0.0
Absence of Violence against Civilians	99.8	3	-0.2
Absence of Forced Migration	100.0	1	+0.3
Absence of Human Trafficking & Forced Labour	100.0	1	+0.6
Absence of Crime	95.2	1	+3.1
RULE OF LAW & JUSTICE	62.3	10	-4.5
Executive Compliance with the Rule of Law	53.7	20	+1.6
Impartiality of the Judicial System	49.5	25	-7.3
Judicial Processes	82.4	4	+1.6
Equality before the Law	100.0	1	+0.0
Law Enforcement	0.0	49	-25.0
Property Rights	88.0	3	+2.2
ACCOUNTABILITY & TRANSPARENCY	54.7	11	+0.3
Institutional Checks & Balances	92.9	1	+7.0
Absence of Undue Influence on Government	78.2	7	-1.4
Civic Checks & Balances	60.2	14	+0.8
Disclosure of Public Records	28.1	28	+0.7
Accessibility of Public Records	13.9	38	-5.5
ANTI-CORRUPTION	48.2	15	+3.5
Anti-Corruption Mechanisms	12.5	45	+12.5
Absence of Corruption in State Institutions	75.5	4	+3.8
Absence of Corruption in the Public Sector	67.9	10	+1.0
Public Procurement Procedures	25.0	27	+0.0
Absence of Corruption in the Private Sector	60.0	8	+0.0

FOUNDATIONS FOR ECONOMIC OPPORTUNITY

	SCORE/100 2021	RANK/54 2021	TREND 2012-2021
FOUNDATIONS FOR ECONOMIC OPPORTUNITY	44.5	36	+1.6
PUBLIC ADMINISTRATION	50.7	31	+4.9
Civil Registration	62.5	24	+37.5
Capacity of the Statistical System	50.7	22	+5.2
Tax & Revenue Mobilisation	37.5	38	-10.0
Budgetary & Financial Management	49.4	29	-11.5
Effective Administration	53.4	23	+3.5
BUSINESS & LABOUR ENVIRONMENT	48.6	22	-1.4
Regional Integration	26.8	40	+7.0
Economic Diversification	68.2	20	+3.9
Business & Competition Regulations	57.7	21	+2.0
Access to Banking Services	19.4	34	-5.7
Labour Relations	75.0	4	-25.0
Secure Employment Opportunities	44.4	25	+9.0
INFRASTRUCTURE	29.5	34	+8.2
Transport Network	24.5	38	-3.2
Access to Energy	39.6	27	+10.6
Mobile Communications	66.9	23	+29.7
Internet & Computers	13.2	26	+4.7
Shipping & Postal Network	3.2	52	-0.9
RURAL ECONOMY	49.3	37	-5.0
Rural Land & Water Access	51.8	29	-2.3
Rural Market Access	.	.	-
Rural Economy Support	47.2	35	+7.9
Rural Representation & Participation	49.0	38	-20.6

PARTICIPATION, RIGHTS & INCLUSION

	SCORE/100 2021	RANK/54 2021	TREND 2012-2021
PARTICIPATION, RIGHTS & INCLUSION	67.7	8	+0.4
PARTICIPATION	76.5	5	-6.6
Freedom of Association & Assembly	87.5	3	-12.5
Political Pluralism	64.5	7	-2.4
Civil Society Space	91.1	4	+0.0
Democratic Elections	63.0	12	-11.2
RIGHTS	70.5	5	+4.1
Personal Liberties	72.6	5	+2.8
Freedom of Expression & Belief	95.0	2	+0.4
Media Freedom	69.0	12	-1.7
Digital Rights	88.0	2	-0.3
Protection against Discrimination	27.8	15	+19.5
INCLUSION & EQUALITY	53.3	18	+1.7
Equal Political Power	52.5	14	-4.7
Equal Political Representation	67.5	4	+15.2
Equal Civil Liberties	73.3	14	-1.8
Equal Socioeconomic Opportunity	44.9	29	-0.3
Equal Access to Public Services	28.3	35	+0.0
WOMEN'S EQUALITY	70.5	10	+2.5
Political Power & Representation of Women	48.2	28	+0.6
Equal Rights & Civil Liberties for Women	90.8	5	+5.1
Socioeconomic Opportunity for Women	48.5	25	+0.0
Equal Access to Public Services for Women	65.0	16	+6.8
Laws on Violence against Women	100.0	1	+0.0

HUMAN DEVELOPMENT

	SCORE/100 2021	RANK/54 2021	TREND 2012-2021
HUMAN DEVELOPMENT	59.9	11	+4.5
HEALTH	63.6	17	+1.0
Access to Healthcare	68.1	8	+0.2
Access to Water & Sanitation	56.6	14	+12.6
Control of Communicable Diseases	92.3	4	+0.4
Control of Non-Communicable Diseases	52.1	47	-5.2
Child & Maternal Health	85.1	4	+8.6
Compliance with International Health Regulations (IHR)	27.6	50	-10.6
EDUCATION	54.3	21	+6.8
Equality in Education	57.8	18	-1.2
Education Enrolment	49.0	10	+13.2
Education Completion	56.1	21	+8.3
Human Resources in Education	.	.	-
Education Quality	.	.	-
SOCIAL PROTECTION & WELFARE	52.4	14	+7.0
Social Safety Nets	41.7	15	+25.0
Poverty Reduction Policies	61.5	9	+2.4
Socioeconomic Inequality Mitigation	60.1	9	-1.6
Decent Housing	29.2	32	+7.6
Food Security	69.5	18	+1.4
SUSTAINABLE ENVIRONMENT	69.4	5	+3.5
Promotion of Environmental Sustainability	63.5	11	+0.0
Enforcement of Environmental Policies	.	.	-
Air Quality	73.6	19	+8.6
Sustainable Use of Land & Forests	77.1	5	+6.8
Land & Water Biodiversity Protection	63.6	10	-1.0

Sources

SECURITY & RULE OF LAW

SECURITY & RULE OF LAW

SECURITY & SAFETY

Absence of Armed Conflict (ACLED/UCDP)
Absence of Violence against Civilians (ACLED/PTS)
Absence of Forced Migration (IDMC/UNHCR)
Absence of Human Trafficking & Forced Labour (ENACT/V-DEM)
Absence of Crime (ENACT/WHO)

RULE OF LAW & JUSTICE

Executive Compliance with the Rule of Law (V-DEM/WJP)
Impartiality of the Judicial System (AFIDEP&GI/V-DEM)
Judicial Processes (V-DEM/WJP)
Equality before the Law (FH/WJP)
Law Enforcement (AFIDEP&GI/WEF/WJP)
Property Rights (BS/V-DEM/WJP)

ACCOUNTABILITY & TRANSPARENCY

Institutional Checks & Balances (BS/V-DEM/WJP)
Absence of Undue Influence on Government (BS/FH/V-DEM)
Civic Checks & Balances (BS/V-DEM/WJP)
Disclosure of Public Records (AFIDEP&GI/IBP/WJP)
Accessibility of Public Records (AFIDEP&GI/WJP)

ANTI-CORRUPTION

Anti-Corruption Mechanisms (AFIDEP&GI/BS)
Absence of Corruption in State Institutions (V-DEM/WJP)
Absence of Corruption in the Public Sector (V-DEM/WEF/WJP)
Public Procurement Procedures (AFIDEP&GI/WJP)
Absence of Corruption in the Private Sector (WB/WEF)

PARTICIPATION, RIGHTS & INCLUSION

PARTICIPATION, RIGHTS & INCLUSION

PARTICIPATION

Freedom of Association & Assembly (AFIDEP&GI/FH)
Political Pluralism (AFIDEP&GI/V-DEM)
Civil Society Space (AFIDEP&GI/V-DEM)
Democratic Elections (AFIDEP&GI/CDD-Ghana/V-DEM)

RIGHTS

Personal Liberties (FH/V-DEM/WJP)
Freedom of Expression & Belief (FH/V-DEM/WJP)
Media Freedom (AFIDEP&GI/V-DEM/RSF)
Digital Rights (AFIDEP&GI/DSP&V-DEM/V-DEM)
Protection against Discrimination (AFIDEP&GI)

INCLUSION & EQUALITY

Equal Political Power (V-DEM)
Equal Political Representation (FH/IPU/V-DEM)
Equal Civil Liberties (V-DEM)
Equal Socioeconomic Opportunity (AFIDEP&GI/V-DEM)
Equal Access to Public Services (V-DEM)

WOMEN'S EQUALITY

Political Power & Representation of Women (AFIDEP&GI/IPU/V-DEM)
Equal Rights & Civil Liberties for Women (V-DEM/WB)
Socioeconomic Opportunity for Women (AFIDEP&GI/V-DEM)
Equal Access to Public Services for Women (V-DEM)
Laws on Violence against Women (WB)

FOUNDATIONS FOR ECONOMIC OPPORTUNITY

FOUNDATIONS FOR ECONOMIC OPPORTUNITY

PUBLIC ADMINISTRATION

Civil Registration (AFIDEP&GI)
Capacity of the Statistical System (AFIDEP&GI/ODW/V-DEM/WB)
Tax & Revenue Mobilisation (AfDB/UNU-WIDER/WB)
Budgetary & Financial Management (AfDB/WB)
Effective Administration (AfDB/AFIDEP&GI/V-DEM/WB)

BUSINESS & LABOUR ENVIRONMENT

Regional Integration (AfDB/AfDB&AUC/UNCTAD)
Economic Diversification (OEC/UNCTAD)
Business & Competition Regulations (AfDB/BS/WB)
Access to Banking Services (GSMA/IMF)
Labour Relations (AFIDEP&GI/WEF)
Secure Employment Opportunities (ILO/WB)

INFRASTRUCTURE

Transport Network (AfDB/WEF)
Access to Energy (WB/WHO)
Mobile Communications (ITU)
Internet & Computers (ITU/WB)
Shipping & Postal Network (UNCTAD/UPU)

RURAL ECONOMY

Rural Land & Water Access (IFAD)
Rural Market Access (IFAD)
Rural Economy Support (IFAD)
Rural Representation & Participation (IFAD)

HUMAN DEVELOPMENT

HUMAN DEVELOPMENT

HEALTH

Access to Healthcare (V-DEM/WHO)
Access to Water & Sanitation (WHO&UNICEF)
Control of Communicable Diseases (UNAIDS/WHO)
Control of Non-Communicable Diseases (IHME)
Child & Maternal Health (IGME/MMEIG/UNDESA/UNICEF&WHO&WB)
Compliance with International Health Regulations (IHR) (WHO)

EDUCATION

Equality in Education (V-DEM/UNESCO)
Education Enrolment (UNESCO)
Education Completion (UNESCO)
Human Resources in Education (UNESCO)
Education Quality (BS/WB/WEF)

SOCIAL PROTECTION & WELFARE

Social Safety Nets (AFIDEP&GI/BS)
Poverty Reduction Policies (AfDB/BS/WB)
Socioeconomic Inequality Mitigation (AfDB/FFP/WB/WID.World)
Decent Housing (CAHF/UN-Habitat&UNDESA)
Food Security (FAO)

SUSTAINABLE ENVIRONMENT

Promotion of Environmental Sustainability (AfDB/BS/WB)
Enforcement of Environmental Policies (WEF/WJP)
Air Quality (HEI&IHME)
Sustainable Use of Land & Forests (FAO/WB/WRI)
Land & Water Biodiversity Protection (ENACT/WB/Yale & Columbia)

Acronyms

ACLED	Armed Conflict Location & Event Data Project	UNAIDS	Joint United Nations Programme on HIV/AIDS
AfDB	African Development Bank	UNCTAD	United Nations Conference on Trade and Development
AFIDEP	African Institute for Development Policy	UNDESA	United Nations Department of Economic and Social Affairs
AUC	African Union Commission	UNESCO	United Nations Educational, Scientific and Cultural Organization
BS	Bertelsmann Stiftung	UN-Habitat	United Nations Human Settlements Programme
CAHF	Centre for Affordable Housing Finance in Africa	UNHCR	United Nations High Commissioner for Refugees
CDD-Ghana	Ghana Center for Democratic Development	UNICEF	United Nations Children's Fund
Columbia	Center for International Earth Science Information Network Earth Institute, Columbia University	UNU-WIDER	United Nations University - World Institute for Development Economics Research
DSP	Digital Society Project	UPU	Universal Postal Union
ENACT	ENACT Africa	V-DEM	Varieties of Democracy Institute
FAO	Food and Agriculture Organization of the United Nations	WB	World Bank
FFP	Fund for Peace	WEF	World Economic Forum
FH	Freedom House	WHO	World Health Organization
GI	Global Integrity	WID.World	World Inequality Database
GSMA	Global System for Mobile Communications	WJP	World Justice Project
HEI	Health Effects Institute	WRI	World Resources Institute
IBP	International Budget Partnership	Yale	Yale Center for Environmental Law & Policy
IDMC	Internal Displacement Monitoring Centre		
IFAD	International Fund for Agricultural Development		
IHME	Institute for Health Metrics and Evaluation		
ILO	International Labour Organization		
IMF	International Monetary Fund		
IPU	Inter-Parliamentary Union		
ITU	International Telecommunication Union		
ODW	Open Data Watch		
OEC	Observatory for Economic Complexity		
PTS	Political Terror Scale		
RSF	Reporters sans frontières (Reporters Without Borders)		
UCDP	Uppsala Conflict Data Program		
UN IGME	United Nations Inter-agency Group for Child Mortality Estimation		
UN MMEIG	United Nations Maternal Mortality Estimation Inter-agency Group		



mo.ibrahim.foundation

FB→ /MolbrahimFoundation

TW→ @Mo_IbrahimFdn #IIAG

IG→ moibrahimfoundation