

# Index

# Insight

Security & Safety in Africa:  
2024 IIAG overview



# Security & Safety


## African average

Source: MIF

2023 score (out of 100.0)	69.7
10-year change (2014-2023)	-5.0
Trend: 5-year change (2019-2023) compared to 10-year change	Increasing Deterioration <span style="color: red;">●</span>

## African countries

10-year change (2014-2023) by number of countries



Trend: 5-year change (2019-2023) compared to 10-year change by number of countries

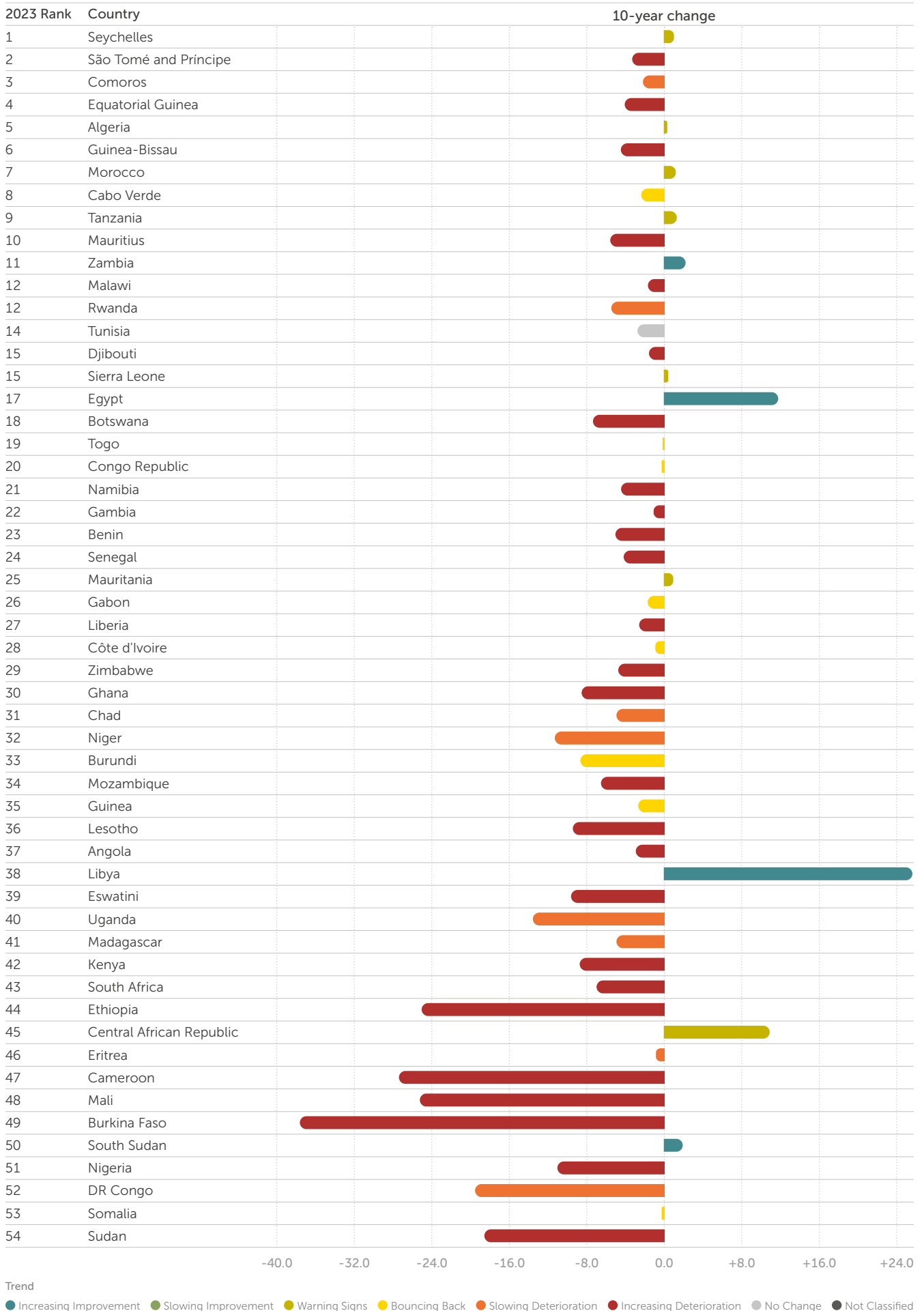


Largest Improvement	Libya
Change 2014-2023	+25.7
Score/Rank (2023)	68.7/38th
Largest Deterioration	Burkina Faso
Change 2014-2023	-37.6
Score/Rank (2023)	43.3/49th

Underlying measures	Score (2023)	10-year change (2014-2023)	
<i>Absence of Armed Conflict</i>	86.1	-4.8	<span style="color: red;">●</span>
<i>Absence of Violence against Civilians</i>	71.4	-7.7	<span style="color: red;">●</span>
<i>Absence of Forced Migration</i>	89.6	-2.3	<span style="color: orange;">●</span>
<i>Absence of Human Trafficking &amp; Forced Labour</i>	54.6	-5.4	<span style="color: red;">●</span>
<i>Absence of Crime</i>	63.4	-2.5	<span style="color: red;">●</span>
<i>Public Perception of Security &amp; Safety</i>	44.8	-10.9	<span style="color: red;">●</span>

Security & Safety sub-category: 2023 rank, 10-year change & trend (2014-2023)

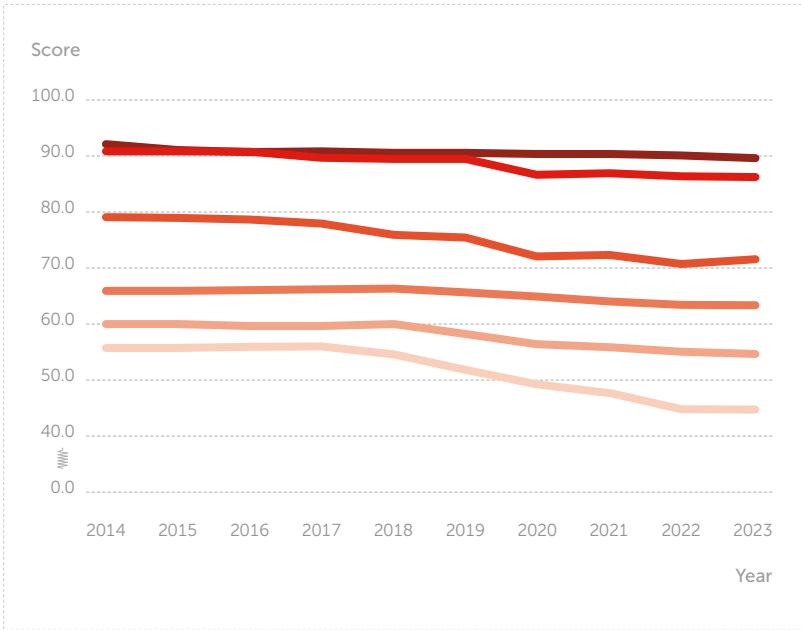
Source: MIF



**Security & Safety is the most declined of all IIAG sub-categories**

Dropping from an African average of 74.7 in 2014 to 69.7 in 2023, *Security & Safety* has deteriorated the most out of all 16 IIAG sub-categories (-5.0). All six underlying indicators register a decline over the past decade, led by *Public Perception of Security & Safety* and *Absence of Violence against Civilians* (-10.9 and -7.7, respectively).

**Africa: Security & Safety, indicator scores (2014-2023)**



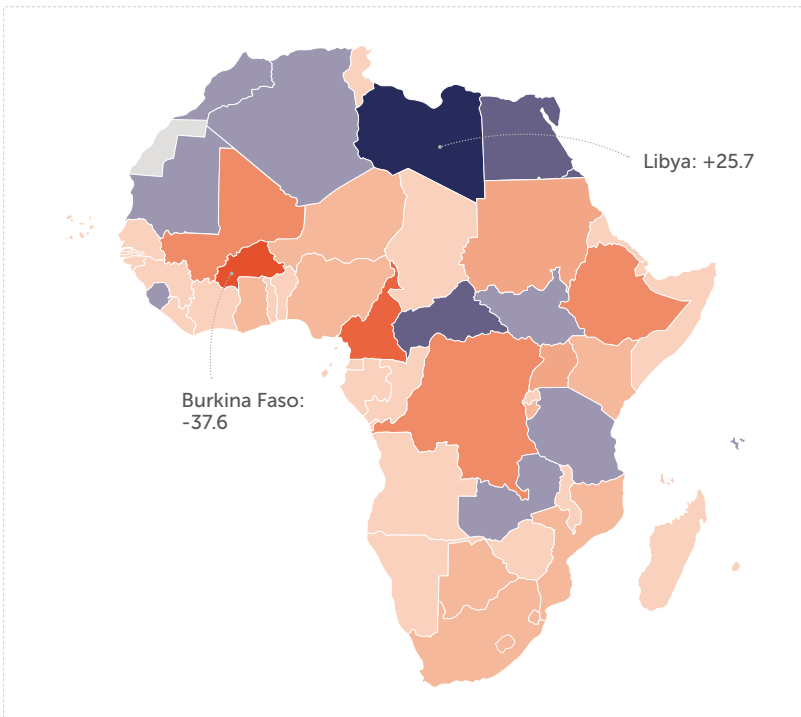
**Indicators**

- Absence of Forced Migration
- Absence of Armed Conflict
- Absence of Violence against Civilians
- Absence of Crime
- Absence of Human Trafficking & Forced Labour
- Public Perception of Security & Safety

Source: MIF

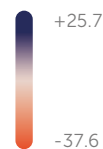
**More than two thirds of Africa's population experience declining Security & Safety**

**African countries: Security & Safety, 10-year change (2014-2023)**



Almost 80% of Africans live in a country where *Security & Safety* deteriorated since 2014

**10-year change**



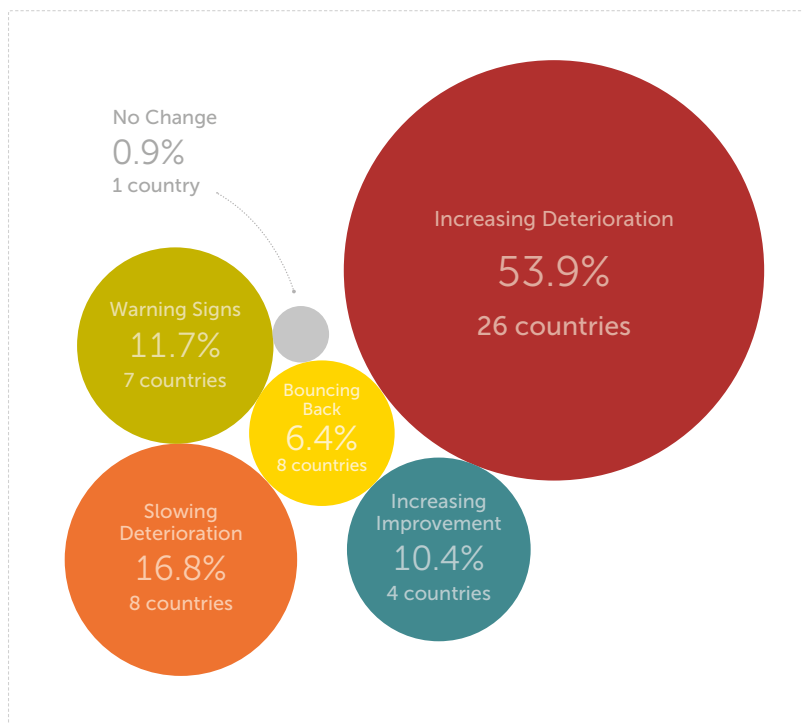
Source: MIF

Over the last decade, the *Security & Safety* sub-category has consistently declined in 43 of 54 African countries, negatively affecting 77.9% of the continent's total population. The most declined country is Burkina Faso (-37.6) while the most improved country is Libya (+25.7).

### Over half of Africans are experiencing increasing deterioration within *Security & Safety*

Comparing more recent developments with the first half of the decade shows that 26 countries, hosting over half of Africa's population (53.9%), are experiencing increasing deterioration: *Security & Safety* is declining more rapidly since 2019 than in the five years prior. The second most dominant trend is slowing deterioration, meaning the negative trajectory has been decelerating since 2019. This is the case for eight countries, home to 16.8% of people.

### *Security & Safety*: trends by % of total population (2014-2023)



*Security & Safety* has declined in 43 out of 54 African countries

For more than half of Africans, *Security & Safety* is declining at a faster pace since 2019

#### Trend

- Increasing Improvement
- Slowing Improvement
- Warning Signs
- Bouncing Back
- Slowing Deterioration
- Increasing Deterioration
- No Change

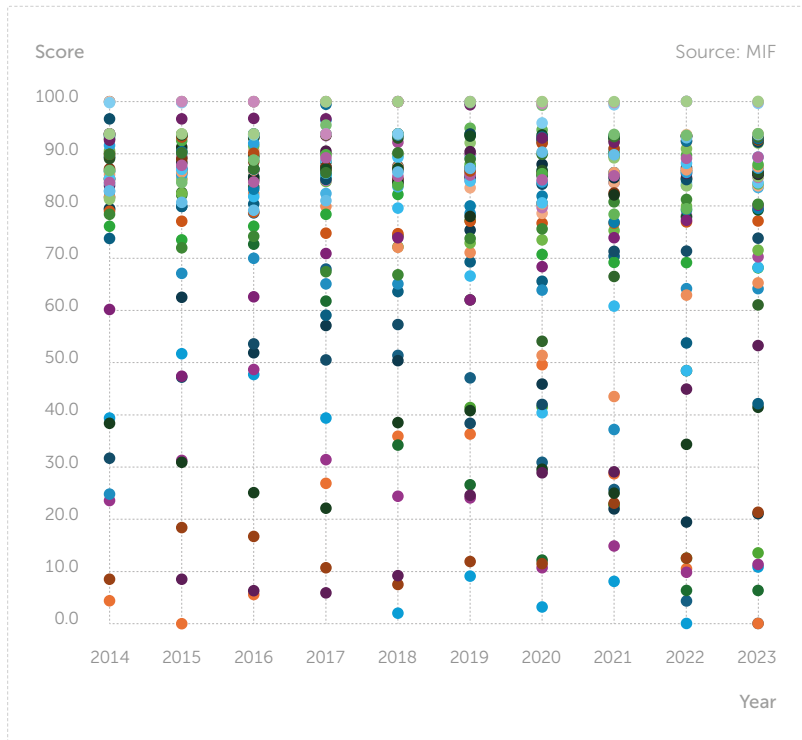
Source: MIF

### Change is driven by public perception and violence against civilians

Deterioration is largely driven by changes in *Public Perception of Security & Safety* and *Absence of Violence against Civilians*. Ten countries register ten-year changes of over -20.0 in public perception, led by Eswatini (-52.2). Nine countries register a drop of at least -20.0 in *Absence of Violence against Civilians*, spearheaded by Mali (-79.5), Cameroon (-75.4) and Burkina Faso (-73.2). Libya, the biggest improver in *Security & Safety*, has seen a remarkable improvement of +83.0 in *Absence of Armed Conflict* since 2014.

Despite the indicator's influence on the negative trajectory of the sub-category, *Absence of Violence against Civilians* registers a wide range of scores between countries. In 2023, scores range from 0.0 (Mali and Sudan) to 100.0 (Seychelles). Thirteen countries pool at the top and reach scores of over 90.0, and 44 reach a score of over 50.0.

African countries: *Absence of Violence against Civilians*, scores (2014-2023)



Libya has the most improved IIAG indicator with +83.0 in *Absence of Armed Conflict*

**The 'usual suspects': protracted conflicts**

Nine countries are experiencing double-digit deteriorations in *Security & Safety* since 2014, many of which have experienced recent military coups or outbreaks of civil war: Burkina Faso, Cameroon, Mali, Ethiopia, DR Congo, Sudan, Uganda, Niger and Nigeria. All of the five lowest-scoring countries in 2023 (Sudan, Somalia, DR Congo, Nigeria and South Sudan) have ranked between 46th and 54th place in this sub-category in the last decade, meaning that their citizens are experiencing long-standing, protracted conflicts. Three of these 'usual suspects' are also among the most deteriorated countries: Sudan, DR Congo and Nigeria.

9 countries have seen double-digit declines, led by Burkina Faso, Cameroon and Mali

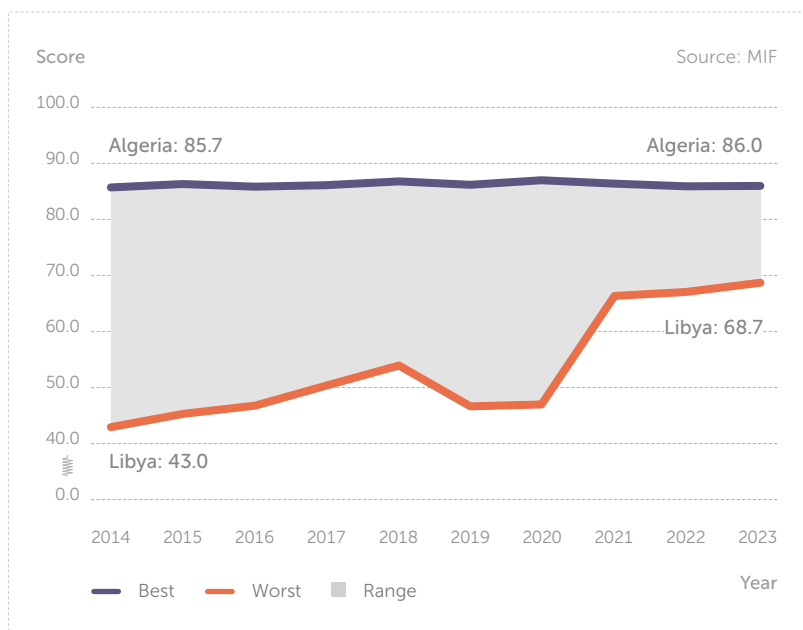
Country	10-year change	Country	2023 rank	2023 score
Burkina Faso	-37.6	Sudan	54	25.4
Cameroon	-27.4	Somalia	53	31.1
Mali	-25.2	DR Congo	52	35.7
Ethiopia	-25.0	Nigeria	51	39.9
DR Congo	-19.5	South Sudan	50	42.7
Sudan	-18.5			
Uganda	-13.5			
Niger	-11.3			
Nigeria	-11.0			

Source: MIF

### Northern Africa is the only region seeing improvements in *Security & Safety*

Averaged across their member states, all AU regions except Northern Africa are showing signs of deterioration, albeit with great variability in trends at country level. Northern Africa's (Algeria, Egypt, Libya, Mauritania, Morocco and Tunisia) positive change of +6.2 since 2014 primarily rests on improvements in Libya (+25.7) and Egypt (+11.8). Morocco (+1.2), Mauritania (+0.9) and Algeria (+0.3) improve marginally while Tunisia is the only country to register a decline over the last ten years (-2.7). Due to Libya's 'catching up' with the best performing country Algeria, the range between top and bottom country in this region has narrowed from 42.7 in 2014 to 17.3 in 2023.

### Northern Africa: *Security & Safety*, range between best & worst country score (2014-2023)



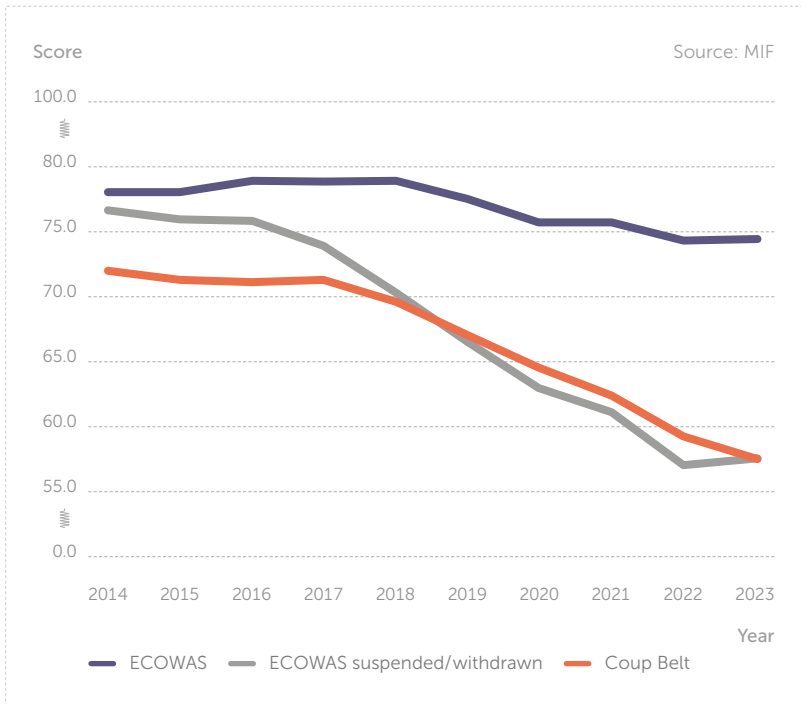
Thanks to large gains in Libya and Egypt, Northern Africa is the only region to register improvement since 2014

### Regional (Western African) security zones are deteriorating at a faster rate

*Security & Safety* in the four recently withdrawn or suspended ex-ECOWAS members (Burkina Faso, Guinea, Mali and Niger) has deteriorated by -19.1 since 2014, five times more than in current ECOWAS members (-3.6). Similar observations can be made for other regional Western African security zones like the Multinational Joint Task Force, the Sahel G5 and, most recently, the so-called 'Coup Belt' stretching from Guinea to Sudan. In the seven Coup Belt countries (Chad, Burkina Faso, Gabon, Guinea, Mali, Niger and Sudan), *Security & Safety* has deteriorated by -14.5 on average in the last decade.

In Coup Belt countries, *Security & Safety* declined by -14.5 since 2014, almost 3 times as much as the African average

Selected Western African regional zones: *Security & Safety*, scores (2014-2023)



In ex-member states,  
*Security & Safety* has  
declined 5 times more  
than in the ECOWAS

For more information on how to read the IIAG results, please see the documents available to download on the [IIAG online data portal](#).







**mo.ibrahim.foundation**

FB→ /MolbrahimFoundation

X→ @Mo\_IbrahimFdn #IIAG

IG→ moibrahimfoundation